

Institution: University of Northern Iowa (154095)

User ID: P1540951

Completions Overview

Welcome to the IPEDS Completions survey component. The Completions component is one of several IPEDS components that is conducted during the Fall data collection period. It collects the number of degrees and certificates awarded by field of study, level of award, race/ethnicity, and gender. The reporting period for the Completions component is during the 12-month time period beginning July 1 of the previous calendar year and ending June 30 of the current calendar year; therefore, for this year's Completions component, the reporting period is between July 1, 2015 and June 30, 2016. The Completions component is also collecting the number of students (e.g., completers) who earned awards between July 1, 2015 and June 30, 2016.

Completions Common Errors

Some common completions component errors include the following:

- Including award levels on your current year Completions that were not reported on your previous year's (PY) Institutional Characteristics (IC). [Award levels in the PY IC component cannot be changed; therefore, contact the IPEDS Help Desk at 1-877-225-2568 if you need assistance.]
- Forgetting to select CIP codes for new programs of study that are offered by the institution, but do not have completions for the reporting period.
- Forgetting to enter in zero in at least one of the cells for CIP codes that do not have completions.

Recent Changes

- The following question on **distance education** has been added to the bottom of each individual "CIP Data" screen:
"Is this program offered as a distance education program?"
- The following two screens, which collect data specifically on students were added to this component, beginning in the 2013-14 survey year:
 - **"All Completers"** - Collects the number of students who earned an award between July 1, 2015 and June 30, 2016 by gender and race/ethnicity. (The intent of this screen is to collect an **unduplicated count** of total numbers of completers.)
 - **"Completers by Level"** - Collects the number of students who earned an award between July 1, 2015 and June 30, 2016 by award level and 1) by gender; 2) by race/ethnicity; and 3) by age.
- The definition for Post-baccalaureate Certificate has changed slightly for the 2016-17 collection. The new definition is as follows: **An award that requires completion of an organized program of study beyond the bachelor's. It is designed for persons who have completed a baccalaureate degree, but does not meet the requirements of a master's degree.**

NOTE: Even though Teacher Preparation certificate programs may require a bachelor's degree for admission, they are considered sub-baccalaureate undergraduate programs, and students in these programs are undergraduate students.

General Information

CIP Codes:

The [CIP 2010 Website](#) includes a list of new CIP codes, a list of deleted CIP codes, a list of moved CIP Codes, and an online crosswalk of the 2000 CIP and 2010 CIP.

The Resources Page of the CIP 2010 website contains many valuable resources including:

- CIP 2010 Manual and copies of previous editions of the CIP Manual
- Crosswalk between the 2000 CIP codes and the 2010 CIP codes in Excel format

Keep in mind that some information provided by institutions on the Completions component appear in the [College Navigator](#), which is a major tool used by consumers searching for information about postsecondary education. It is therefore vitally important that you include accurate information about your institution.

Survey materials can be downloaded using the following link: [Survey Materials](#).

The prior year revision system can be accessed using the following link: [Prior Year Revision System](#)

CIPCODE	Award Level	Major	Gender	Non Resident Alien	Hispanic / Latino	American Indian or Alaska Native	Asian	Black or African American	Native Hawaiian or Other Pacific Islander	White	Two or more Races	Race/ ethnicity unknown	Total	distance education program
Public Relations/Image Management			Total	0	0	0	0	0	0	0	0	0	0	No
09.0902	5 - Bachelor's degree	2	Men	0	0	0	0	0	0	0	0	0	0	
Public Relations/Image Management			Women	0	0	0	0	0	0	0	0	0	0	
			Total	0	0	0	0	0	0	0	0	0	0	No
10.0301	5 - Bachelor's degree	1	Men	0	1	0	0	0	0	5	0	0	6	
Graphic Communications, General			Women	0	0	0	0	0	0	11	0	0	11	
			Total	0	1	0	0	0	0	16	0	0	17	No
10.0301	7 - Master's degree	1	Men	0	0	0	0	0	0	0	0	0	0	
Graphic Communications, General			Women	0	0	0	0	0	0	0	0	0	0	
			Total	0	0	0	0	0	0	0	0	0	0	No
10.0301	5 - Bachelor's degree	2	Men	0	0	0	0	0	0	0	0	0	0	
Graphic Communications, General			Women	0	0	0	0	0	0	0	0	0	0	
			Total	0	0	0	0	0	0	0	0	0	0	No
11.0199	5 - Bachelor's degree	1	Men	0	0	0	0	0	0	0	0	0	0	
Computer and Information Sciences, Other			Women	0	0	0	0	0	0	0	0	0	0	
			Total	0	0	0	0	0	0	0	0	0	0	No
11.0701	5 - Bachelor's degree	1	Men	4	0	0	1	0	0	21	0	0	26	
Computer Science			Women	0	0	0	0	0	0	1	0	0	1	
			Total	4	0	0	1	0	0	22	0	0	27	No
11.0701	7 - Master's degree	1	Men	0	0	0	0	0	0	1	0	0	1	
Computer Science			Women	0	0	0	0	0	0	0	0	0	0	
			Total	0	0	0	0	0	0	1	0	0	1	No
11.0701	5 - Bachelor's degree	2	Men	0	0	0	0	0	0	0	0	0	0	
Computer Science			Women	0	0	0	0	0	0	0	0	0	0	
			Total	0	0	0	0	0	0	0	0	0	0	No
11.0901	5 - Bachelor's degree	1	Men	0	0	0	0	0	0	0	0	0	0	
Computer Systems Networking and Telecommunications			Women	0	0	0	0	0	0	0	0	0	0	
			Total	0	0	0	0	0	0	0	0	0	0	No
11.0901	5 - Bachelor's degree	2	Men	0	0	0	0	0	0	0	0	0	0	
Computer Systems Networking and Telecommunications			Women	0	0	0	0	0	0	0	0	0	0	
			Total	0	0	0	0	0	0	0	0	0	0	No
11.1099	5 - Bachelor's degree	1	Men	0	0	0	0	0	0	2	0	1	3	
Computer/Information Technology Services Administration and Management, Other			Women	0	0	0	0	0	0	0	0	0	0	
			Total	0	0	0	0	0	0	2	0	1	3	No
11.1099	5 - Bachelor's degree	2	Men	0	0	0	0	0	0	1	0	0	1	
Computer/Information Technology Services Administration and Management, Other			Women	0	0	0	0	0	0	0	0	0	0	
			Total	0	0	0	0	0	0	1	0	0	1	No
13.0101	19 - Doctor's degree - Other	1	Men	0	0	0	0	0	0	0	0	1	1	
Education, General			Women	0	0	0	0	0	0	1	0	0	1	
			Total	0	0	0	0	0	0	1	0	1	2	No
13.0301			Men	1	0	0	0	0	0	3	0	0	4	

CIPCODE	Award Level	Major	Gender	Non Resident Alien	Hispanic / Latino	American Indian or Alaska Native	Asian	Black or African American	Native Hawaiian or Other Pacific Islander	White	Two or more Races	Race/ ethnicity unknown	Total	distance education program
Curriculum and Instruction	19 - Doctor's degree - Other	1	Women	0	0	0	0	0	0	2	0	0	2	
			Total	1	0	0	0	0	0	5	0	0	6	No
13.0401 Educational Leadership and Administration, General	7 - Master's degree	1	Men	0	0	1	0	0	0	26	0	0	27	
			Women	0	0	0	0	1	0	26	0	0	27	
			Total	0	0	1	0	1	0	52	0	0	54	Yes
13.0401 Educational Leadership and Administration, General	19 - Doctor's degree - Other	1	Men	0	0	0	0	1	0	0	0	0	1	
			Women	0	0	0	0	0	0	0	0	0	0	
			Total	0	0	0	0	1	0	0	0	0	0	1
13.0408 Elementary and Middle School Administration/Principalship	7 - Master's degree	1	Men	0	0	0	0	0	0	0	0	0	0	
			Women	0	0	0	0	0	0	0	0	0	0	
			Total	0	0	0	0	0	0	0	0	0	0	0
13.0501 Educational/Instructional Technology	7 - Master's degree	1	Men	0	0	0	0	0	0	6	0	1	7	
			Women	0	0	0	0	1	0	9	0	0	10	
			Total	0	0	0	0	1	0	15	0	1	17	Yes
13.0901 Social and Philosophical Foundations of Education	7 - Master's degree	1	Men	2	0	0	0	0	0	0	0	0	2	
			Women	0	0	0	0	0	0	8	0	1	9	
			Total	2	0	0	0	0	0	8	0	1	11	Yes
13.0901 Social and Philosophical Foundations of Education	7 - Master's degree	2	Men	0	0	0	0	0	0	0	0	0	0	
			Women	0	0	0	0	0	0	1	0	0	1	
			Total	0	0	0	0	0	0	1	0	0	1	Yes
13.1001 Special Education and Teaching, General	7 - Master's degree	1	Men	0	0	0	0	0	0	0	0	0	0	
			Women	2	0	0	0	0	0	10	0	0	12	
			Total	2	0	0	0	0	0	10	0	0	12	Yes
13.1001 Special Education and Teaching, General	7 - Master's degree	2	Men	0	0	0	0	0	0	0	0	0	0	
			Women	0	0	0	0	0	0	1	0	0	1	
			Total	0	0	0	0	0	0	1	0	0	1	Yes
13.1004 Education/Teaching of the Gifted and Talented	7 - Master's degree	1	Men	0	0	0	0	0	0	1	0	0	1	
			Women	0	0	0	0	0	0	0	0	0	0	
			Total	0	0	0	0	0	0	1	0	0	0	1
13.1006 Education/Teaching of Individuals with Mental Retardation	5 - Bachelor's degree	1	Men	0	0	0	0	0	0	0	0	0	0	
			Women	0	0	0	0	0	0	0	0	0	0	
			Total	0	0	0	0	0	0	0	0	0	0	0
13.1009 Education/Teaching of Individuals with Vision Impairments Including Blindness	7 - Master's degree	1	Men	0	0	0	0	0	0	0	0	0	0	
			Women	0	0	0	0	0	0	1	0	0	1	
			Total	0	0	0	0	0	0	1	0	0	1	No
13.1101 Counselor Education/School Counseling and Guidance Services	7 - Master's degree	1	Men	0	0	0	0	1	0	2	0	0	3	
			Women	0	0	0	1	0	0	9	0	0	10	
			Total	0	0	0	1	1	0	11	0	0	13	No
13.1102 College Student Counseling and Personnel Services	7 - Master's degree	1	Men	0	0	0	0	1	0	2	0	0	3	
			Women	1	2	0	0	0	0	15	0	0	18	
			Total	1	2	0	0	1	0	17	0	0	21	No

CIPCODE	Award Level	Major	Gender	Non Resident Alien	Hispanic / Latino	American Indian or Alaska Native	Asian	Black or African American	Native Hawaiian or Other Pacific Islander	White	Two or more Races	Race/ ethnicity unknown	Total	distance education program
13.1202 Elementary Education and Teaching	5 - Bachelor's degree	1	Men	0	0	0	0	0	0	18	1	3	22	
			Women	0	6	0	0	1	0	215	1	2	225	
			Total	0	6	0	0	1	0	233	2	5	247	No
13.1202 Elementary Education and Teaching	7 - Master's degree	1	Men	0	0	0	0	0	0	0	0	0	0	
			Women	0	0	0	0	0	0	0	0	0	0	
			Total	0	0	0	0	0	0	0	0	0	0	0
13.1202 Elementary Education and Teaching	5 - Bachelor's degree	2	Men	0	0	0	0	0	0	0	0	0	0	
			Women	0	0	0	0	0	0	8	0	0	8	
			Total	0	0	0	0	0	0	8	0	0	8	No
13.1203 Junior High/Intermediate/Middle School Education and Teaching	5 - Bachelor's degree	1	Men	0	0	0	0	0	0	0	0	0	0	
			Women	0	0	0	0	0	0	0	0	0	0	
			Total	0	0	0	0	0	0	0	0	0	0	No
13.1203 Junior High/Intermediate/Middle School Education and Teaching	7 - Master's degree	1	Men	0	0	0	0	0	0	0	0	0	0	
			Women	0	0	0	0	0	0	0	0	0	0	
			Total	0	0	0	0	0	0	0	0	0	0	0
13.1203 Junior High/Intermediate/Middle School Education and Teaching	5 - Bachelor's degree	2	Men	0	0	0	0	0	0	8	0	1	9	
			Women	0	1	0	0	1	0	33	0	0	35	
			Total	0	1	0	0	1	0	41	0	1	44	No
13.1209 Kindergarten/Preschool Education and Teaching	5 - Bachelor's degree	1	Men	0	0	0	0	0	0	0	0	0	0	
			Women	0	0	0	0	0	0	33	0	0	33	
			Total	0	0	0	0	0	0	33	0	0	33	No
13.1209 Kindergarten/Preschool Education and Teaching	7 - Master's degree	1	Men	0	0	0	0	0	0	0	0	0	0	
			Women	0	0	0	0	0	0	6	0	1	7	
			Total	0	0	0	0	0	0	6	0	1	7	Yes
13.1209 Kindergarten/Preschool Education and Teaching	5 - Bachelor's degree	2	Men	0	0	0	0	0	0	0	0	0	0	
			Women	0	0	0	0	0	0	37	0	0	37	
			Total	0	0	0	0	0	0	37	0	0	37	No
13.1303 Business Teacher Education	5 - Bachelor's degree	1	Men	0	0	0	0	0	0	4	0	0	4	
			Women	0	0	0	0	0	0	2	0	0	2	
			Total	0	0	0	0	0	0	6	0	0	6	No
13.1303 Business Teacher Education	5 - Bachelor's degree	2	Men	0	0	0	0	0	0	0	0	0	0	
			Women	0	0	0	0	0	0	0	0	0	0	
			Total	0	0	0	0	0	0	0	0	0	0	No
13.1306 Foreign Language Teacher Education	5 - Bachelor's degree	1	Men	0	0	0	0	0	0	0	0	0	0	
			Women	0	0	0	0	0	0	0	0	0	0	
			Total	0	0	0	0	0	0	0	0	0	0	No
13.1306 Foreign Language Teacher Education	5 - Bachelor's degree	2	Men	0	0	0	0	0	0	0	0	0	0	
			Women	0	0	0	0	0	0	1	0	0	1	
			Total	0	0	0	0	0	0	1	0	0	1	No
13.1307 Health Teacher Education	5 - Bachelor's degree	1	Men	0	0	0	0	0	0	0	0	0	0	
			Women	0	0	0	0	0	0	0	0	0	0	
			Total	0	0	0	0	0	0	0	0	0	0	No
13.1309 Technology Teacher Education/Industrial Arts Teacher Education	5 - Bachelor's degree	1	Men	0	0	0	0	0	0	6	0	0	6	
			Women	0	0	0	0	0	0	0	0	0	0	
			Total	0	0	0	0	0	0	6	0	0	6	No

CIPCODE	Award Level	Major	Gender	Non Resident Alien	Hispanic / Latino	American Indian or Alaska Native	Asian	Black or African American	Native Hawaiian or Other Pacific Islander	White	Two or more Races	Race/ ethnicity unknown	Total	distance education program
Apparel and Textiles, General	5 - Bachelor's degree		Women	0	0	0	0	0	0	1	0	0	1	
			Total	0	0	0	0	0	0	1	0	0	1	No
23.0101 English Language and Literature, General	5 - Bachelor's degree	1	Men	0	1	0	0	0	0	15	2	1	19	
			Women	0	0	0	1	0	0	39	3	0	43	
			Total	0	1	0	1	0	0	54	5	1	62	No
23.0101 English Language and Literature, General	7 - Master's degree	1	Men	0	0	0	0	0	0	3	0	0	3	
			Women	0	0	0	0	0	0	12	0	0	12	
			Total	0	0	0	0	0	0	15	0	0	15	No
23.0101 English Language and Literature, General	5 - Bachelor's degree	2	Men	0	0	0	0	0	0	1	0	0	1	
			Women	0	0	0	0	0	0	1	0	0	1	
			Total	0	0	0	0	0	0	2	0	0	2	No
23.1304 Rhetoric and Composition	5 - Bachelor's degree	1	Men	0	0	0	0	0	0	0	0	0	0	
			Women	0	0	0	0	0	0	0	0	0	0	
			Total	0	0	0	0	0	0	0	0	0	0	No
24.0101 Liberal Arts and Sciences/Liberal Studies	5 - Bachelor's degree	1	Men	0	1	0	0	6	0	19	1	1	28	
			Women	0	2	0	0	2	0	29	1	0	34	
			Total	0	3	0	0	8	0	48	2	1	62	Yes
24.0101 Liberal Arts and Sciences/Liberal Studies	5 - Bachelor's degree	2	Men	0	0	0	0	0	0	0	0	0	0	
			Women	0	0	0	0	0	0	0	0	0	0	
			Total	0	0	0	0	0	0	0	0	0	0	Yes
24.0103 Humanities/Humanistic Studies	5 - Bachelor's degree	1	Men	0	0	0	0	0	0	0	0	0	0	
			Women	0	0	0	0	0	0	1	0	0	1	
			Total	0	0	0	0	0	0	1	0	0	1	No
24.0103 Humanities/Humanistic Studies	5 - Bachelor's degree	2	Men	0	0	0	0	0	0	0	0	0	0	
			Women	0	0	0	0	0	0	0	0	0	0	
			Total	0	0	0	0	0	0	0	0	0	0	No
25.0101 Library and Information Science	7 - Master's degree	1	Men	0	0	0	0	0	0	0	0	0	0	
			Women	0	0	0	0	0	0	14	0	1	15	
			Total	0	0	0	0	0	0	14	0	1	15	Yes
26.0101 Biology/Biological Sciences, General	5 - Bachelor's degree	1	Men	0	1	0	2	1	0	33	0	1	38	
			Women	0	3	0	0	2	0	47	1	0	53	
			Total	0	4	0	2	3	0	80	1	1	91	No
26.0101 Biology/Biological Sciences, General	7 - Master's degree	1	Men	0	0	0	0	0	0	2	0	0	2	
			Women	0	0	0	0	0	0	3	0	0	3	
			Total	0	0	0	0	0	0	5	0	0	5	No
26.0101 Biology/Biological Sciences, General	5 - Bachelor's degree	2	Men	0	0	0	0	0	0	3	0	0	3	
			Women	0	0	0	0	0	0	3	0	0	3	
			Total	0	0	0	0	0	0	6	0	0	6	No
26.0102 Biomedical Sciences, General	5 - Bachelor's degree	1	Men	1	0	0	0	0	0	3	0	0	4	
			Women	1	0	0	0	0	0	4	0	0	5	
			Total	2	0	0	0	0	0	7	0	0	9	No
26.0102 Biomedical Sciences, General	5 - Bachelor's degree	2	Men	0	0	0	0	0	0	0	0	0	0	
			Women	0	0	0	0	0	0	0	0	0	0	
			Total	0	0	0	0	0	0	0	0	0	0	No
26.0202		1	Men	0	0	0	0	0	0	8	0	0	8	

CIPCODE	Award Level	Major	Gender	Non Resident Alien	Hispanic / Latino	American Indian or Alaska Native	Asian	Black or African American	Native Hawaiian or Other Pacific Islander	White	Two or more Races	Race/ ethnicity unknown	Total	distance education program
Biochemistry	5 - Bachelor's degree		Women	0	0	0	0	0	0	5	0	0	5	
			Total	0	0	0	0	0	0	13	0	0	13	No
26.0202 Biochemistry	7 - Master's degree	1	Men	0	0	0	0	0	0	0	0	0	0	
			Women	0	0	0	0	0	0	0	0	0	0	
			Total	0	0	0	0	0	0	0	0	0	0	No
26.0202 Biochemistry	5 - Bachelor's degree	2	Men	0	0	0	0	0	0	0	0	0	0	
			Women	0	0	0	0	0	0	0	0	0	0	
			Total	0	0	0	0	0	0	0	0	0	0	No
26.0502 Microbiology, General	5 - Bachelor's degree	1	Men	0	0	0	0	0	0	0	0	0	0	
			Women	0	0	0	0	0	0	0	0	0	0	
			Total	0	0	0	0	0	0	0	0	0	0	No
26.0502 Microbiology, General	5 - Bachelor's degree	2	Men	0	0	0	0	0	0	0	0	0	0	
			Women	0	0	0	0	0	0	0	0	0	0	
			Total	0	0	0	0	0	0	0	0	0	0	No
26.1103 Bioinformatics	5 - Bachelor's degree	1	Men	0	0	0	0	0	0	0	0	0	0	
			Women	0	0	0	0	0	0	0	0	0	0	
			Total	0	0	0	0	0	0	0	0	0	0	No
26.1103 Bioinformatics	5 - Bachelor's degree	2	Men	0	0	0	0	0	0	0	0	0	0	
			Women	0	0	0	0	0	0	0	0	0	0	
			Total	0	0	0	0	0	0	0	0	0	0	No
26.1201 Biotechnology	5 - Bachelor's degree	1	Men	0	0	0	0	0	0	0	0	0	0	
			Women	0	0	0	0	0	0	1	0	0	1	
			Total	0	0	0	0	0	0	1	0	0	1	No
26.1201 Biotechnology	7 - Master's degree	1	Men	0	0	0	0	0	0	0	0	0	0	
			Women	0	0	0	0	0	0	0	0	0	0	
			Total	0	0	0	0	0	0	0	0	0	0	No
26.1301 Ecology	5 - Bachelor's degree	1	Men	0	0	0	0	0	0	4	0	1	5	
			Women	0	0	0	0	0	0	4	0	0	4	
			Total	0	0	0	0	0	0	8	0	1	9	No
26.1301 Ecology	7 - Master's degree	1	Men	0	0	0	0	0	0	0	0	0	0	
			Women	0	0	0	0	0	0	0	0	0	0	
			Total	0	0	0	0	0	0	0	0	0	0	No
26.1301 Ecology	5 - Bachelor's degree	2	Men	0	0	0	0	0	0	0	0	0	0	
			Women	0	0	0	0	0	0	0	0	0	0	
			Total	0	0	0	0	0	0	0	0	0	0	No
27.0101 Mathematics, General	5 - Bachelor's degree	1	Men	0	0	0	0	1	0	11	0	0	12	
			Women	0	0	0	0	0	0	9	0	1	10	
			Total	0	0	0	0	1	0	20	0	1	22	No
27.0101 Mathematics, General	7 - Master's degree	1	Men	1	0	0	0	0	0	8	0	0	9	
			Women	0	0	0	0	0	0	20	0	0	20	
			Total	1	0	0	0	0	0	28	0	0	29	No
27.0101 Mathematics, General	5 - Bachelor's degree	2	Men	0	0	0	0	0	0	0	0	0	0	
			Women	0	0	0	0	0	0	0	0	0	0	
			Total	0	0	0	0	0	0	0	0	0	0	No
27.0101		2	Men	0	0	0	0	0	0	1	0	1		

CIPCODE	Award Level	Major	Gender	Non Resident Alien	Hispanic / Latino	American Indian or Alaska Native	Asian	Black or African American	Native Hawaiian or Other Pacific Islander	White	Two or more Races	Race/ ethnicity unknown	Total	distance education program
Mathematics, General	7 - Master's degree		Women	0	0	0	0	0	0	0	0	0	0	
			Total	0	0	0	0	0	0	1	0	0	1	No
27.0399 Applied Mathematics, Other	7 - Master's degree	1	Men	2	0	0	0	0	0	1	0	0	3	
			Women	0	0	0	0	0	0	0	0	0	0	
			Total	2	0	0	0	0	0	1	0	0	3	No
27.0599 Statistics, Other	5 - Bachelor's degree	1	Men	1	0	0	1	0	0	6	0	0	8	
			Women	4	0	0	0	0	0	3	0	0	7	
			Total	5	0	0	1	0	0	9	0	0	15	No
27.0599 Statistics, Other	5 - Bachelor's degree	2	Men	0	0	0	0	0	0	0	0	0	0	
			Women	0	0	0	0	0	0	1	0	0	1	
			Total	0	0	0	0	0	0	1	0	0	1	No
30.0101 Biological and Physical Sciences	5 - Bachelor's degree	1	Men	0	0	0	0	0	0	2	0	0	2	
			Women	0	0	0	0	0	0	3	0	0	3	
			Total	0	0	0	0	0	0	5	0	0	5	No
30.0101 Biological and Physical Sciences	7 - Master's degree	1	Men	0	0	0	0	0	0	2	0	0	2	
			Women	0	0	0	0	0	0	7	0	0	7	
			Total	0	0	0	0	0	0	9	0	0	9	Yes
30.1101 Gerontology	5 - Bachelor's degree	1	Men	0	0	0	0	0	0	0	0	0	0	
			Women	0	0	0	0	0	0	5	0	0	5	
			Total	0	0	0	0	0	0	5	0	0	5	No
30.1101 Gerontology	5 - Bachelor's degree	2	Men	0	0	0	0	0	0	0	0	0	0	
			Women	0	0	0	0	0	0	3	0	0	3	
			Total	0	0	0	0	0	0	3	0	0	3	No
30.2001 International/Global Studies	5 - Bachelor's degree	1	Men	0	0	0	0	0	0	0	0	0	0	
			Women	0	0	0	0	0	0	0	0	0	0	
			Total	0	0	0	0	0	0	0	0	0	0	No
30.2001 International/Global Studies	5 - Bachelor's degree	2	Men	0	0	0	0	0	0	1	0	0	1	
			Women	0	0	0	0	0	0	0	0	0	0	
			Total	0	0	0	0	0	0	1	0	0	1	No
31.0101 Parks, Recreation and Leisure Studies	5 - Bachelor's degree	1	Men	0	0	0	0	1	0	14	0	0	15	
			Women	0	1	0	0	0	0	49	1	3	54	
			Total	0	1	0	0	1	0	63	1	3	69	No
31.0101 Parks, Recreation and Leisure Studies	7 - Master's degree	1	Men	2	0	0	0	0	0	3	0	0	5	
			Women	1	0	0	0	1	0	4	0	0	6	
			Total	3	0	0	0	1	0	7	0	0	11	No
31.0101 Parks, Recreation and Leisure Studies	19 - Doctor's degree - Other	1	Men	0	0	0	0	0	0	2	0	0	2	
			Women	0	0	0	1	0	0	0	0	1	2	
			Total	0	0	0	1	0	0	2	0	1	4	No
31.0101 Parks, Recreation and Leisure Studies	5 - Bachelor's degree	2	Men	0	0	0	0	0	0	0	0	0	0	
			Women	0	0	0	0	0	0	1	0	0	1	
			Total	0	0	0	0	0	0	1	0	0	1	No
31.0501 Health and Physical Education/Fitness, General	5 - Bachelor's degree	1	Men	1	1	0	0	2	0	40	2	0	46	
			Women	0	1	0	0	0	0	36	1	2	40	
			Total	1	2	0	0	2	0	76	3	2	86	No

CIPCODE	Award Level	Major	Gender	Non Resident Alien	Hispanic / Latino	American Indian or Alaska Native	Asian	Black or African American	Native Hawaiian or Other Pacific Islander	White	Two or more Races	Race/ ethnicity unknown	Total	distance education program
Geological and Earth Sciences/Geosciences, Other	5 - Bachelor's degree		Women	0	0	0	0	0	0	0	0	0	0	
			Total	0	0	0	0	0	0	0	0	0	0	No
40.0801 Physics, General	5 - Bachelor's degree	1	Men	0	0	0	0	0	0	2	0	0	2	
			Women	0	0	0	0	0	0	2	0	0	2	
			Total	0	0	0	0	0	0	4	0	0	4	No
40.0801 Physics, General	5 - Bachelor's degree	2	Men	0	0	0	0	0	0	0	0	0	0	
			Women	0	0	0	0	0	0	0	0	0	0	
			Total	0	0	0	0	0	0	0	0	0	0	No
40.0899 Physics, Other	5 - Bachelor's degree	1	Men	0	0	0	0	0	0	0	0	0	0	
			Women	0	0	0	0	0	0	0	0	0	0	
			Total	0	0	0	0	0	0	0	0	0	0	No
40.0899 Physics, Other	7 - Master's degree	1	Men	0	0	0	0	0	0	0	0	0	0	
			Women	0	0	0	0	0	0	0	0	0	0	
			Total	0	0	0	0	0	0	0	0	0	0	No
42.0101 Psychology, General	5 - Bachelor's degree	1	Men	1	0	1	0	1	0	17	2	0	22	
			Women	4	5	0	1	1	0	58	5	1	75	
			Total	5	5	1	1	2	0	75	7	1	97	No
42.0101 Psychology, General	7 - Master's degree	1	Men	1	0	0	0	0	0	2	0	0	3	
			Women	1	0	0	0	0	0	1	0	0	2	
			Total	2	0	0	0	0	0	3	0	0	5	No
42.0101 Psychology, General	5 - Bachelor's degree	2	Men	0	0	0	0	0	0	9	0	0	9	
			Women	0	0	0	0	0	0	6	0	0	6	
			Total	0	0	0	0	0	0	15	0	0	15	No
42.2801 Clinical Psychology	7 - Master's degree	1	Men	0	0	0	0	0	0	0	0	0	0	
			Women	0	0	0	0	0	0	2	0	0	2	
			Total	0	0	0	0	0	0	2	0	0	2	No
42.2803 Counseling Psychology	7 - Master's degree	1	Men	0	0	0	0	0	0	0	0	0	0	
			Women	0	0	0	0	0	0	0	0	0	0	
			Total	0	0	0	0	0	0	0	0	0	0	No
42.2805 School Psychology	7 - Master's degree	1	Men	0	0	0	0	0	0	0	0	0	0	
			Women	0	0	0	0	0	0	9	0	0	9	
			Total	0	0	0	0	0	0	9	0	0	9	No
42.2806 Educational Psychology	7 - Master's degree	1	Men	0	0	0	0	0	0	0	1	0	1	
			Women	0	0	0	0	0	0	7	0	0	7	
			Total	0	0	0	0	0	0	7	1	0	8	No
44.0401 Public Administration	5 - Bachelor's degree	1	Men	0	0	0	0	0	0	5	0	0	5	
			Women	0	0	0	0	1	0	3	0	0	4	
			Total	0	0	0	0	1	0	8	0	0	9	No
44.0401 Public Administration	5 - Bachelor's degree	2	Men	0	0	0	0	0	0	0	0	0	0	
			Women	0	0	0	0	0	0	0	0	0	0	
			Total	0	0	0	0	0	0	0	0	0	0	No
44.0501 Public Policy Analysis, General	7 - Master's degree	1	Men	0	0	0	0	0	0	0	0	0	0	
			Women	0	0	0	0	0	0	0	0	0	0	
			Total	0	0	0	0	0	0	0	0	0	0	No
44.0701		1	Men	0	0	0	0	1	0	8	0	9		

CIPCODE	Award Level	Major	Gender	Non Resident Alien	Hispanic / Latino	American Indian or Alaska Native	Asian	Black or African American	Native Hawaiian or Other Pacific Islander	White	Two or more Races	Race/ ethnicity unknown	Total	distance education program
Technical Theatre/Theatre Design and Technology	5 - Bachelor's degree		Women	0	0	0	0	0	0	0	0	0	0	
			Total	0	0	0	0	0	0	0	0	0	0	No
50.0506 Acting	5 - Bachelor's degree	1	Men	0	0	0	0	0	0	0	0	1	1	
			Women	0	0	0	0	0	0	2	0	0	2	
			Total	0	0	0	0	0	0	2	0	1	3	No
50.0506 Acting	5 - Bachelor's degree	2	Men	0	0	0	0	0	0	0	0	0	0	
			Women	0	0	0	0	0	0	0	0	0	0	
			Total	0	0	0	0	0	0	0	0	0	0	No
50.0701 Art/Art Studies, General	5 - Bachelor's degree	1	Men	0	0	0	0	0	0	1	0	0	1	
			Women	0	0	0	0	0	0	6	0	0	6	
			Total	0	0	0	0	0	0	7	0	0	7	No
50.0701 Art/Art Studies, General	5 - Bachelor's degree	2	Men	0	0	0	0	0	0	0	0	0	0	
			Women	0	0	0	0	0	0	0	0	0	0	
			Total	0	0	0	0	0	0	0	0	0	0	No
50.0702 Fine/Studio Arts, General	5 - Bachelor's degree	1	Men	0	0	0	0	0	0	8	1	0	9	
			Women	0	0	0	0	1	0	14	0	0	15	
			Total	0	0	0	0	1	0	22	1	0	24	No
50.0702 Fine/Studio Arts, General	7 - Master's degree	1	Men	0	0	0	0	0	0	0	0	0	0	
			Women	0	0	0	0	0	0	0	0	0	0	
			Total	0	0	0	0	0	0	0	0	0	0	No
50.0702 Fine/Studio Arts, General	5 - Bachelor's degree	2	Men	0	0	0	0	0	0	0	0	0	0	
			Women	0	1	0	0	0	0	1	0	0	2	
			Total	0	1	0	0	0	0	1	0	0	2	No
50.0703 Art History, Criticism and Conservation	5 - Bachelor's degree	1	Men	0	0	0	0	0	0	0	0	0	0	
			Women	0	1	0	0	0	0	1	1	0	3	
			Total	0	1	0	0	0	0	1	1	0	3	No
50.0703 Art History, Criticism and Conservation	5 - Bachelor's degree	2	Men	0	0	0	0	0	0	0	0	0	0	
			Women	0	0	0	0	0	0	0	0	0	0	
			Total	0	0	0	0	0	0	0	0	0	0	No
50.0901 Music, General	5 - Bachelor's degree	1	Men	0	2	0	0	0	0	7	0	0	9	
			Women	0	0	0	0	0	0	2	0	0	2	
			Total	0	2	0	0	0	0	9	0	0	11	No
50.0901 Music, General	7 - Master's degree	1	Men	0	0	0	0	0	0	0	0	0	0	
			Women	1	0	0	0	0	0	1	0	1	3	
			Total	1	0	0	0	0	0	1	0	1	3	No
50.0901 Music, General	5 - Bachelor's degree	2	Men	0	0	0	0	0	0	0	0	0	0	
			Women	0	0	0	0	0	0	0	0	0	0	
			Total	0	0	0	0	0	0	0	0	0	0	No
50.0902 Music History, Literature, and Theory	7 - Master's degree	1	Men	0	0	0	0	0	0	0	0	0	0	
			Women	0	0	0	0	0	0	0	0	0	0	
			Total	0	0	0	0	0	0	0	0	0	0	No
50.0903 Music Performance, General	5 - Bachelor's degree	1	Men	0	0	0	0	0	0	0	0	0	0	
			Women	0	0	0	0	1	0	2	0	1	4	
			Total	0	0	0	0	1	0	2	0	1	4	No
50.0903		1	Men	0	0	0	0	0	0	1	0	1		

CIPCODE	Award Level	Major	Gender	Non Resident Alien	Hispanic / Latino	American Indian or Alaska Native	Asian	Black or African American	Native Hawaiian or Other Pacific Islander	White	Two or more Races	Race/ ethnicity unknown	Total	distance education program
Athletic Training/Trainer	7 - Master's degree		Women	0	0	0	0	0	0	2	0	0	2	
			Total	0	0	0	0	0	0	2	0	0	2	No
51.0913 Athletic Training/Trainer	5 - Bachelor's degree	2	Men	0	0	0	0	0	0	0	0	0	0	
			Women	0	0	0	0	0	0	0	0	0	0	
			Total	0	0	0	0	0	0	0	0	0	0	No
51.1504 Community Health Services/Liaison/Counseling	5 - Bachelor's degree	1	Men	0	0	0	0	0	0	0	0	0	0	
			Women	0	0	0	0	0	0	0	0	0	0	
			Total	0	0	0	0	0	0	0	0	0	0	No
51.1508 Mental Health Counseling/Counselor	7 - Master's degree	1	Men	0	0	0	0	0	0	1	0	0	1	
			Women	0	0	0	0	0	0	10	0	0	10	
			Total	0	0	0	0	0	0	11	0	0	11	No
51.2202 Environmental Health	7 - Master's degree	1	Men	0	0	0	0	0	0	0	0	0	0	
			Women	0	0	0	0	0	0	0	0	0	0	
			Total	0	0	0	0	0	0	0	0	0	0	No
51.2207 Public Health Education and Promotion	19 - Doctor's degree - Other	1	Men	0	0	0	0	0	0	0	0	0	0	
			Women	0	0	0	0	0	0	0	0	0	0	
			Total	0	0	0	0	0	0	0	0	0	0	No
51.2208 Community Health and Preventive Medicine	7 - Master's degree	1	Men	0	0	0	0	0	0	2	0	0	2	
			Women	0	0	0	0	0	0	3	0	0	3	
			Total	0	0	0	0	0	0	5	0	0	5	No
51.2399 Rehabilitation and Therapeutic Professions, Other	19 - Doctor's degree - Other	1	Men	0	0	0	0	0	0	0	0	0	0	
			Women	0	0	0	0	0	0	1	0	0	1	
			Total	0	0	0	0	0	0	1	0	0	1	No
51.9999 Health Professions and Related Clinical Sciences, Other	5 - Bachelor's degree	1	Men	0	0	0	0	0	0	3	0	0	3	
			Women	2	0	0	0	0	0	22	1	0	25	
			Total	2	0	0	0	0	0	25	1	0	28	No
51.9999 Health Professions and Related Clinical Sciences, Other	5 - Bachelor's degree	2	Men	0	0	0	0	0	0	1	0	0	1	
			Women	1	0	0	0	0	0	4	0	0	5	
			Total	1	0	0	0	0	0	5	0	0	6	No
52.0201 Business Administration and Management, General	5 - Bachelor's degree	1	Men	8	0	0	0	0	0	36	0	1	45	
			Women	1	1	1	0	0	0	27	0	0	30	
			Total	9	1	1	0	0	0	63	0	1	75	No
52.0201 Business Administration and Management, General	7 - Master's degree	1	Men	13	0	0	0	0	0	9	0	1	23	
			Women	4	0	0	0	0	0	3	0	0	7	
			Total	17	0	0	0	0	0	12	0	1	30	No
52.0201 Business Administration and Management, General	5 - Bachelor's degree	2	Men	0	0	0	0	0	0	4	0	0	4	
			Women	0	0	0	0	0	0	6	0	0	6	
			Total	0	0	0	0	0	0	10	0	0	10	No
52.0201 Business Administration and Management, General	7 - Master's degree	2	Men	0	0	0	0	0	0	0	0	0	0	
			Women	0	0	0	0	0	0	0	0	0	0	
			Total	0	0	0	0	0	0	0	0	0	0	No
52.0203 Logistics, Materials, and Supply Chain Management	5 - Bachelor's degree	1	Men	3	0	0	0	1	0	24	0	0	28	
			Women	0	0	0	0	1	0	7	0	0	8	
			Total	3	0	0	0	2	0	31	0	0	36	No

CIPCODE	Award Level	Major	Gender	Non Resident Alien	Hispanic / Latino	American Indian or Alaska Native	Asian	Black or African American	Native Hawaiian or Other Pacific Islander	White	Two or more Races	Race/ ethnicity unknown	Total	distance education program
52.0203 Logistics, Materials, and Supply Chain Management	5 - Bachelor's degree	2	Men	0	0	0	0	0	0	1	0	0	1	
			Women	0	0	0	0	0	0	0	0	0	0	
			Total	0	0	0	0	0	1	0	0	1	0	1
52.0206 Non-Profit/Public/Organizational Management	7 - Master's degree	1	Men	0	0	0	0	0	0	3	0	1	4	
			Women	0	1	0	0	0	0	10	1	0	12	
			Total	0	1	0	0	0	0	13	1	1	16	Yes
52.0213 Organizational Leadership	5 - Bachelor's degree	1	Men	0	0	0	0	0	0	6	0	0	6	
			Women	0	0	0	0	0	0	5	1	0	6	
			Total	0	0	0	0	0	0	11	1	0	12	No
52.0213 Organizational Leadership	5 - Bachelor's degree	2	Men	0	0	0	0	0	0	4	0	0	4	
			Women	0	0	0	0	0	0	3	0	0	3	
			Total	0	0	0	0	0	0	7	0	0	7	No
52.0301 Accounting	5 - Bachelor's degree	1	Men	6	0	0	1	1	0	40	0	1	49	
			Women	19	1	0	1	0	0	35	1	1	58	
			Total	25	1	0	2	1	0	75	1	2	107	No
52.0301 Accounting	7 - Master's degree	1	Men	0	0	0	0	0	0	5	0	1	6	
			Women	1	0	0	0	0	0	6	0	0	7	
			Total	1	0	0	0	0	0	11	0	1	13	No
52.0301 Accounting	5 - Bachelor's degree	2	Men	0	0	0	0	0	0	4	0	0	4	
			Women	0	0	0	0	1	0	1	0	0	2	
			Total	0	0	0	0	1	0	5	0	0	6	No
52.0801 Finance, General	5 - Bachelor's degree	1	Men	2	1	0	0	1	0	18	0	1	23	
			Women	3	0	0	0	0	0	13	0	1	17	
			Total	5	1	0	0	1	0	31	0	2	40	No
52.0801 Finance, General	5 - Bachelor's degree	2	Men	1	0	0	0	1	0	10	0	0	12	
			Women	0	0	0	0	1	0	5	0	0	6	
			Total	1	0	0	0	2	0	15	0	0	18	No
52.0807 Investments and Securities	5 - Bachelor's degree	1	Men	0	0	0	0	0	0	3	0	0	3	
			Women	0	0	0	0	0	0	0	0	0	0	
			Total	0	0	0	0	0	0	3	0	0	3	No
52.0807 Investments and Securities	5 - Bachelor's degree	2	Men	0	0	0	0	0	0	3	0	0	3	
			Women	0	0	0	0	0	0	1	0	0	1	
			Total	0	0	0	0	0	0	4	0	0	4	No
52.0899 Finance and Financial Management Services, Other	5 - Bachelor's degree	1	Men	0	0	0	0	0	0	6	0	0	6	
			Women	0	0	0	0	0	0	3	0	0	3	
			Total	0	0	0	0	0	0	9	0	0	9	No
52.0899 Finance and Financial Management Services, Other	5 - Bachelor's degree	2	Men	0	0	0	0	0	0	2	0	0	2	
			Women	0	0	0	0	0	0	2	0	0	2	
			Total	0	0	0	0	0	0	4	0	0	4	No
52.1201 Management Information Systems, General	5 - Bachelor's degree	1	Men	3	0	0	0	0	0	21	1	0	25	
			Women	3	0	0	0	0	0	3	0	1	7	
			Total	6	0	0	0	0	0	24	1	1	32	No
52.1201 Management Information Systems, General	5 - Bachelor's degree	2	Men	0	0	0	1	0	0	6	1	0	8	
			Women	1	1	0	0	0	0	4	1	0	7	
			Total	1	1	0	1	0	0	10	2	0	15	No
52.1401		1	Men	0	1	0	0	0	0	39	1	0	41	

Completions: total by first major

99.0000 Summary Grand Totals	Award Level	Nonresident alien	Hispanic Latino	American Indian or Alaska Native	Asian	Black or African American	Native Hawaiian or Other Pacific Islander	White	Two or more Races	Race/ethnicity unknown	Total	PY Total
Bachelor's degree	5											
Men		39	19	2	8	31	0	738	17	18	872	999
Women		44	34	2	4	32	0	1128	26	24	1294	1304
Total		83	53	4	12	63	0	1866	43	42	2166	2303
Master's degree	7											
Men		25	0	1	0	3	0	116	1	6	152	139
Women		16	4	1	4	7	0	320	1	7	360	312
Total		41	4	2	4	10	0	436	2	13	512	451
Doctor's degree - Other	19											
Men		1	0	0	0	1	0	5	0	1	8	9
Women		0	0	0	1	0	0	4	0	1	6	5
Total		1	0	0	1	1	0	9	0	2	14	14

Grand Total Men		65	19	3	8	35	0	859	18	25	1032	1147
Grand Total Women		60	38	3	9	39	0	1452	27	32	1660	1621
Grand Total		125	57	6	17	74	0	2311	45	57	2692	2768

PY Grand Total Men		51	31	2	7	29	0	991	11	25		1147
PY Grand Total Women		61	47	2	16	27	1	1430	18	19		1621
PY Grand Total		112	78	4	23	56	1	2421	29	44		2768

Completions: total by second major

99.0000 Summary Grand Totals	Award Level	Nonresident alien	Hispanic Latino	American Indian or Alaska Native	Asian	Black or African American	Native Hawaiian or Other Pacific Islander	White	Two or more Races	Race/ethnicity unknown	Total	PY Total
Bachelor's degree	5											
Men		5	3	0	1	1	0	109	1	3	123	102
		3	6	1	0	4	0	172	2	2	190	200

99.0000 Summary Grand Totals	Award Level	Nonresident alien	Hispanic Latino	American Indian or Alaska Native	Asian	Black or African American	Native Hawaiian or Other Pacific Islander	White	Two or more Races	Race/ethnicity unknown	Total	PY Total
Women												
Total		8	9	1	1	5	0	281	3	5	313	302
Master's degree	7											
Men		0	0	0	0	0	0	1	0	0	1	0
Women		0	0	0	0	0	0	2	0	0	2	0
Total		0	0	0	0	0	0	3	0	0	3	0

Grand Total Men		5	3	0	1	1	0	110	1	3	124	102
Grand Total Women		3	6	1	0	4	0	174	2	2	192	200
Grand Total		8	9	1	1	5	0	284	3	5	316	302

PY Grand Total Men		3	3	0	1	2	0	91	1	1		102
PY Grand Total Women		1	6	0	2	0	1	188	1	1		200
PY Grand Total		4	9	0	3	2	1	279	2	2		302

All Completers

Institutions must report the following information. (Some data will be pre-populated from the completions by CIP code data.)

All Completers

Number of students by gender and race and ethnicity earning an award between July 1, 2015 and June 30, 2016. Count each student only once, regardless of how many awards he/she earned. The intent of this screen is to collect an unduplicated count of total numbers of *completers*.

- Report Hispanic/Latino individuals of any race as Hispanic/Latino
- Report race for non-Hispanic/Latino individuals only

	Men		Women		Total Students
	Number of Students	Total Awards	Number of Students	Total Awards	
<u>Nonresident alien</u>	65	65	60	60	125
<u>Hispanic/Latino</u>	19	19	38	38	57
<u>American Indian or Alaska Native</u>	3	3	3	3	6
<u>Asian</u>	8	8	9	9	17
<u>Black or African American</u>	35	35	39	39	74
<u>Native Hawaiian or Other Pacific Islander</u>	0	0	0	0	0
<u>White</u>	859	859	1,452	1,452	2,311
<u>Two or more races</u>	18	18	27	27	45
<u>Race and ethnicity unknown</u>	25	25	32	32	57
TOTAL	1,032	1,032	1,660	1,660	2,692
PY TOTAL	1,147		1,621		2,768

Completers by Level

Institutions must report the following information. This screen will be shown for each of the following award categories for which completions have been reported:

- Less than 1-year certificates
- At least 1 but less than 4-year certificates
- Associate's degrees
- Bachelor's degrees
- Master's degrees
- Doctor's degrees
- Postbaccalaureate and post-master's certificates

Bachelor's degrees

Number of students by gender, by race and ethnicity, and by age earning this award between July 1, 2015 and June 30, 2016. Each student should be counted once per award level. For example, if a student earned a master's degree and a doctor's degree, he/she should be counted once in master's and once in doctor's. A student earning two master's degrees should be counted only once.


- Report Hispanic/Latino individuals of any race as Hispanic/Latino
- Report race for non-Hispanic/Latino individuals only

	Number of Students	Total Awards
By Gender		
Men	872	872
Women	1,294	1,294
TOTAL	2,166	2,166
PY TOTAL	2,303	

By Race/Ethnicity

<u>Nonresident alien</u>	83	83
<u>Hispanic/Latino</u>	53	53
<u>American Indian or Alaska Native</u>	4	4
<u>Asian</u>	12	12
<u>Black or African American</u>	63	63
<u>Native Hawaiian or Other Pacific Islander</u>	0	0

<u>White</u>	<input type="text" value="1,866"/>	1,866
Two or more races	<input type="text" value="43"/>	43
<u>Race and ethnicity unknown</u>	<input type="text" value="42"/>	42
TOTAL	2,166	2,166



By Age		
Under 18	<input type="text" value="0"/>	
18-24	<input type="text" value="1,692"/>	
25-39	<input type="text" value="441"/>	
40 and Above	<input type="text" value="33"/>	
Age Unknown	<input type="text" value="0"/>	
TOTAL	2,166	2,166

Completers by Level

Institutions must report the following information. This screen will be shown for each of the following award categories for which completions have been reported:

- Less than 1-year certificates
- At least 1 but less than 4-year certificates
- Associate's degrees
- Bachelor's degrees
- Master's degrees
- Doctor's degrees
- Postbaccalaureate and post-master's certificates

Master's degrees

Number of students by gender, by race and ethnicity, and by age earning this award between July 1, 2015 and June 30, 2016. Each student should be counted once per award level. For example, if a student earned a master's degree and a doctor's degree, he/she should be counted once in master's and once in doctor's. A student earning two master's degrees should be counted only once.


- Report Hispanic/Latino individuals of any race as Hispanic/Latino
- Report race for non-Hispanic/Latino individuals only

	Number of Students	Total Awards
By Gender		
Men	<input type="text" value="152"/>	152
Women	<input type="text" value="360"/>	360
TOTAL	512	512
PY TOTAL	451	

By Race/Ethnicity

<u>Nonresident alien</u>	<input type="text" value="41"/>	41
<u>Hispanic/Latino</u>	<input type="text" value="4"/>	4
<u>American Indian or Alaska Native</u>	<input type="text" value="2"/>	2
<u>Asian</u>	<input type="text" value="4"/>	4
<u>Black or African American</u>	<input type="text" value="10"/>	10
<u>Native Hawaiian or Other Pacific Islander</u>	<input type="text" value="0"/>	0

<u>White</u>	<input type="text" value="436"/>	436
Two or more races	<input type="text" value="2"/>	2
<u>Race and ethnicity unknown</u>	<input type="text" value="13"/>	13
TOTAL	512	512



By Age

Under 18	<input type="text" value="0"/>	
18-24	<input type="text" value="67"/>	
25-39	<input type="text" value="370"/>	
40 and Above	<input type="text" value="75"/>	
Age Unknown	<input type="text" value="0"/>	
TOTAL	512	512

Completers by Level

Institutions must report the following information. This screen will be shown for each of the following award categories for which completions have been reported:

- Less than 1-year certificates
- At least 1 but less than 4-year certificates
- Associate's degrees
- Bachelor's degrees
- Master's degrees
- Doctor's degrees
- Postbaccalaureate and post-master's certificates

Doctor's degrees

Number of students by gender, by race and ethnicity, and by age earning this award between July 1, 2015 and June 30, 2016. Each student should be counted once per award level. For example, if a student earned a master's degree and a doctor's degree, he/she should be counted once in master's and once in doctor's. A student earning two master's degrees should be counted only once.


- Report Hispanic/Latino individuals of any race as Hispanic/Latino
- Report race for non-Hispanic/Latino individuals only


	Number of Students	Total Awards
By Gender		
Men	<input type="text" value="8"/>	8
Women	<input type="text" value="6"/>	6
TOTAL	14	14
PY TOTAL	14	

By Race/Ethnicity

<u>Nonresident alien</u>	<input type="text" value="1"/>	1
<u>Hispanic/Latino</u>	<input type="text" value="0"/>	0
<u>American Indian or Alaska Native</u>	<input type="text" value="0"/>	0
<u>Asian</u>	<input type="text" value="1"/>	1
<u>Black or African American</u>	<input type="text" value="1"/>	1
<u>Native Hawaiian or Other Pacific Islander</u>	<input type="text" value="0"/>	0

<u>White</u>	<input type="text" value="9"/>	9
Two or more races	<input type="text" value="0"/>	0
<u>Race and ethnicity unknown</u>	<input type="text" value="2"/>	2
TOTAL	14	14



 **By Age**

Under 18	<input type="text" value="0"/>	
18-24	<input type="text" value="0"/>	
25-39	<input type="text" value="11"/>	
40 and Above	<input type="text" value="3"/>	
Age Unknown	<input type="text" value="0"/>	
TOTAL	14	14

Summary

IPEDS collects important information regarding your institution. All data reported in IPEDS survey components become available in the IPEDS Data Center and appear as aggregated data in various Department of Education reports. Additionally, some of the reported data appears specifically for your institution through the College Navigator website and is included in your institution's Data Feedback Report (DFR). The purpose of this summary is to provide you an opportunity to view some of the data that, when accepted through the IPEDS quality control process, will appear on the College Navigator website and/or your DFR. College Navigator is updated approximately three months after the data collection period closes and Data Feedback Reports will be available through the [Data Center](#) and sent to your institution's CEO in November 2016.

Please review your data for accuracy. If you have questions about the data displayed below after reviewing the data reported on the survey screens, please contact the IPEDS Help Desk at: 1-877-225-2568 or ipedshelp@rti.org.

Summary of Completions Data

Award Level	Number of Completions	
	1 st major	2 nd major
<u>Bachelors degree or equivalent</u>	2,166	313
<u>Master's degree</u>	512	3
<u>Doctor's degree - other</u>	14	0
Total number of degrees and certificates	2,692	

Summary of Completers Data

	Number of Students		
	Men	Women	Total
All Completers	1,032	1,660	2,692

Completions

University of Northern Iowa (154095)

Source	Description	Severity	Resolved	Options
Global Edits				
Perform Edits	Current year completions (20) are outside the expected range when compared to completions reported in the prior year (2) for: Women, 2-digit field (27), award level (7). Please correct your data or explain. (Error #10505)	Explanation	Yes	
Reason:	The rise in MA's is due to an overall increase in Master's graduates in our Math for the Middle Grades 4-8 major (+7), Mathematics: Secondary Teaching major (+7), and Math: Community College Teaching major (+6).			