

Institutional Research Reports

University of Northern Iowa

UNI Student
Satisfaction Survey
Spring 2006



 Office of
Institutional Research

UNI Student Satisfaction Survey



**Kristin M. Moser, Senior Research Analyst
Office of Institutional Research
University of Northern Iowa
104 Seerley Hall
Cedar Falls, IA 50614-0005
(319) 273-3050**

February 2006

Table of Contents

	<u>Page</u>
Introduction	1
Method	1
Results	3

Section 1 Summary of Responses by College

1.1	I am encouraged by faculty and staff to participate in university-related intellectual activities (e.g. guest speakers, symposia, conferences).....	15
1.2	I have received high quality advising at UNI.....	16
2.1	I have had a high quality mentoring relationship with a UNI faculty or staff member	17
2.2	I feel a sense of belonging to the university community	18
3.1	I have collaborated with faculty or staff on academic or extracurricular activities.....	19
3.2	My academic major includes information on multiple cultures and points of view	20
4.1	UNI is effectively preparing me to be a contributing member of a multicultural / multinational world.....	21
4.2	UNI provides a welcoming and responsive environment for members of the UNI community who have unique needs that may affect their opportunity for success	22
5.1	I have experienced positive social interactions with students who have different backgrounds or beliefs than my own	23
5.2	UNI provides opportunities for mentoring and social interaction among students, faculty, and staff	24
6.1	UNI values all of its members regardless of race, ethnicity, sex, age, sexual orientation, religious beliefs, physical disability, or socioeconomic status	25

7.1	I have experienced a prejudicial remark or behavior on campus tied to my race, ethnicity, sex, age, sexual orientation, religious beliefs, physical disability, or socioeconomic status	26
8.1	Faculty encourage the expression of diverse points of view in the classroom.....	27
9.1	UNI provides opportunities for participation in university governance activities.....	28
10.1	The library usually has the scholarly journals (periodicals) and other materials I need for my studies	29
10.2	The Rod Library home page is a valuable resource for finding information on the Internet	30
11.1	When I ask a librarian for assistance, I usually get a useful response.....	31
11.2	Rod Library instruction sessions (e.g. tours, classes, workshops) have been helpful to me in my academic work.....	32
12.1	Rod Library's inter-library loan service usually permits me to obtain materials from other libraries within two weeks of my placing a request.....	33
12.2	Computers have been a significant part of my coursework at UNI	34
13.1	The UNI computer network is generally accessible after 5 pm from off campus	35
14.1	The training I have received at UNI on the use of computers has generally met my educational needs.....	36
15.1	I feel I have been exposed to the computer tools necessary for me to use and learn about computing in my chosen profession or field following graduation	37
16.2	Do you have a computer for your personal use available during the school year...	38

Section 2

Multiple Year Comparison of the UNI Student Satisfaction Survey	39
---	----

List of Tables

Table 1. Demographic Characteristics by College	3
Table 2. Mean Ratings by College	7

List of Figures

Figure 1. Distribution of Respondents by College	2
--	---

Figure 2. University of Northern Iowa Mean Ratings 9
Figure 3. College of Business Administration Mean Ratings..... 10
Figure 4. College of Education Mean Ratings 11
Figure 5. College of Humanities and Fine Arts Mean Ratings..... 12
Figure 6. College of Natural Sciences Mean Ratings 13
Figure 7. College of Social and Behavioral Sciences Mean Ratings..... 14

Appendix A

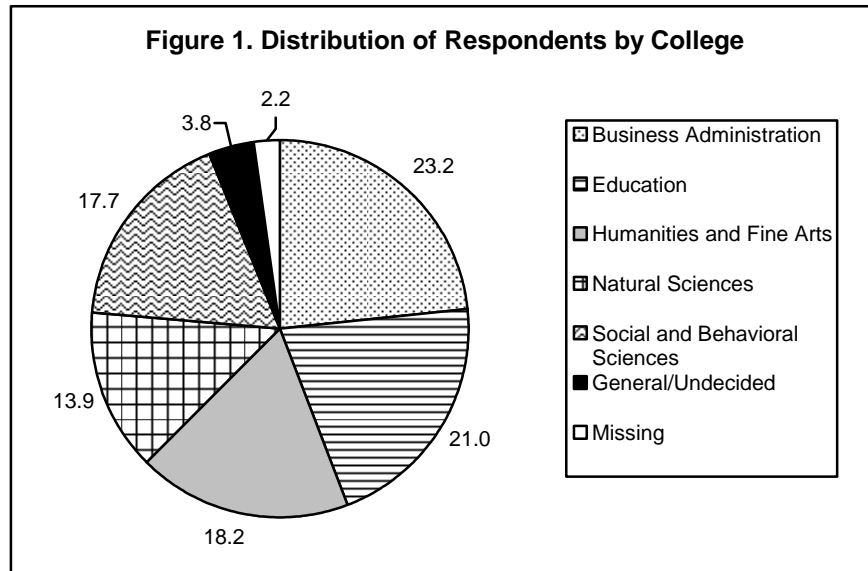
The UNI Student Satisfaction Survey 41

Introduction

This report presents a summary of the University of Northern Iowa (UNI) Student Satisfaction Survey. The purpose of this report is to provide summary information on the perceptions of UNI students regarding multiple aspects of student life at UNI, including the academic curriculum, social interactions, university computer services, and library facilities and services. Campus climate is an issue that strongly affects the student's opportunity for success at the university. The goal of this survey is to present a list of issues that the student body feels should be addressed in order to improve the climate on the UNI campus.

Method

Students were presented with the UNI Student Satisfaction Survey questions during the Spring 2006 online registration period between November 10, 2005 – December 2, 2005. A total of 8,553 students responded to the survey. Figure 1 presents the composition of respondents by college. Respondents were asked to answer a set of two paired questions randomly selected from a list of 18 pairs. Each question was answered by approximately 500 students, except for one item. This question, which asked students about personal computer ownership, was matched with eight questions (6.1, 7.1, 8.1, 9.1, 13.1, 14.1, 15.1 and 16.1). The item on personal computer ownership was answered by 3,826 students.



Respondents were randomly presented with two paired questions prior to being advanced to the registration screen. They were then asked to indicate the extent to which they agreed or disagreed to the survey statements on a Likert scale ranging from 1 (strongly disagree) to 5 (strongly agree). Some of the items required the student to indicate a “yes” or “no” response. All survey responses were recorded and compiled into a master file. The survey responses were sent from Information Technology Services to the Office of Institutional Research and converted into a data file. The data were then analyzed to show patterns of response by college. Table 1 presents demographic information for respondents to the UNI Student Satisfaction Survey by college.

Most questions on the Student Satisfaction Survey focused on aspects of university climate directly related to student life and learning. Items such as “I have had a high quality mentoring relationship with a UNI faculty or staff member” assessed student and faculty relationships. Items like “the library usually has the scholarly journals (periodicals) I need for my studies” examined the library services necessary for student success. Other items such as “the UNI computer network is generally accessible after 5 pm from off campus” evaluated student opinion on university computer services. See Appendix A for a complete list of the survey questions.

Table 1. Demographic Characteristics by College

	Business Admin.		Education		Humanities and Fine Arts		Natural Sciences		Social and Behavioral Sciences		General/ Undecided		Total	
	N	%	N	%	N	%	N	%	N	%	N	%	N	%
Sex														
Male	1148	57.9	401	22.3	510	32.8	709	59.6	542	35.8	98	29.8	3408	40.7
Female	834	42.1	1398	77.7	1044	67.2	481	40.4	972	64.2	231	70.2	4960	59.3
Total	1982	100	1799	100	1554	100	1190	100	1514	100	329	100	8368	100
Race/Ethnicity														
Caucasian	1822	94.4	1646	93.8	1376	91.9	1085	94.2	1349	93.1	318	97.2	7596	93.7
Black/African Am.	28	1.5	42	2.4	34	2.3	25	2.2	40	2.8	6	1.8	175	2.2
Native American	1	0.1	1	0.1	5	0.3	0	0	6	0.4	0	0	13	0.2
Asian/Pac. Island	22	1.1	12	0.7	18	1.2	9	0.8	15	1.0	1	0.3	77	0.9
Hispanic	16	0.8	26	1.5	31	2.1	8	0.7	26	1.8	2	0.6	109	1.3
Non-Resident Alien	42	2.2	27	1.5	34	2.3	25	2.2	13	0.9	0	0	141	1.7
Total	1931	100	1754	100	1498	100	1152	100	1449	100	327	100	8111	100
Age														
19 or under	141	9.5	153	11.1	131	10.9	102	11.3	114	9.3	123	64.1	764	12.0
20-23	1157	77.8	947	68.9	855	71.3	625	69.4	890	72.7	66	34.4	4540	71.2
24-29	136	9.1	153	11.1	142	11.8	107	11.9	145	11.8	2	1.0	685	10.7
30-39	31	2.1	63	4.6	44	3.7	42	4.7	40	3.3	0	0	220	3.4
40-55	22	1.5	51	3.7	26	2.2	23	2.6	33	2.7	1	0.5	156	2.4
Over 55	0	0	7	0.5	2	0.2	2	0.2	3	0.2	0	0	14	0.2
Total	1487	100	1374	100	1200	100	901	100	1225	100	192	100	6379	100
Grade Level														
Freshman	389	19.6	355	18.6	272	17.5	251	21.1	242	16.0	252	76.6	1741	20.8
Sophomore	371	18.7	329	18.3	318	20.5	228	19.2	302	19.9	64	19.5	1612	19.3
Junior	596	30.1	474	26.3	434	27.9	353	29.7	478	31.6	12	3.6	2347	28.0
Senior	573	28.9	391	21.7	391	25.2	329	27.6	399	26.4	1	0.3	2084	24.9
Graduate	53	2.7	270	15.0	139	8.9	29	2.4	93	6.1	0	0	584	7.0
Total	1982	100	1799	100	1554	100	1190	100	1514	100	329	100	8368	100
Residency														
Resident	1881	94.9	1689	91.5	1422	91.5	1115	93.7	1454	96.1	317	96.4	7878	94.2
Non-resident	101	5.1	110	8.5	132	8.5	75	6.3	59	3.9	12	3.6	489	5.8
Total	1982	100	1799	100	1554	100	1190	100	1513	100	329	100	8367	100

Results

A table and figures containing mean scores for each survey item are presented in the pages to follow. Mean scores are displayed with the “no opinion” response and without the “no opinion” response included. Summary tables and charts of responses to the survey questions showing the number and the percent responding to each question broken down by college are also presented. Data for some respondents was unavailable; therefore, some percentages may reflect this missing data. The following list presents some of the key observations of the survey. Certain patterns of response

may indicate a need for future examination of these relationships in the university environment. Please note that agreement is presented in terms of individuals who responded either “agree” or “strongly agree” to the survey items.

- As a whole, students are satisfied with their experiences with computers at UNI.
 - 58.2% of students indicated that the training they have received at UNI on the use of computers has generally met their educational needs. This was down from 62.3% satisfaction reported last year.
 - Just over sixty percent (61.8%) of the respondents indicated that they have been exposed to the computer tools necessary to use and learn about computers in their chosen profession or field following graduation.
 - The majority of students (72.7%) indicated that computers had been a significant part of their coursework at UNI.

- Students appear to be generally satisfied with regard to faculty mentoring and advising relationships at UNI.
 - Less than half of the respondents (42.4%) indicated that they had a high quality mentoring relationship with a UNI faculty or staff member.
 - 53.3% of respondents said that they had received high quality advising at UNI.
 - Fifty percent of students (50.9%) indicated that they have collaborated with faculty or staff on academic or extracurricular activities.

- Students perceive that UNI is an entity that fosters the development of multicultural ideas and values in the classroom.
 - Just over half of all respondents (53.1%) indicated that their academic major includes information on multiple cultures and points of view.
 - Over half of all respondents (59.5%) perceived that UNI effectively prepared them to be contributing members of a multicultural / multinational world.

- 56.5% of students said that faculty encourage the expression of diverse points of view in the classroom.
- Students feel that UNI promotes an environment that is accepting of diversity and different ideas and values.
 - 65.9% of students perceive that UNI values all of its members regardless of race, ethnicity, sex, age, sexual orientation, religious beliefs, physical disability, or socioeconomic status.
 - Almost seventy percent of students (66.3%) indicated that UNI provides a welcoming and responsive environment for members of the UNI community who have unique needs that may affect their opportunity for success.
 - 67.0% of respondents said that they had experienced positive social interactions with students who have different backgrounds or beliefs than their own.
 - A small number of students (11.9%) indicated that they had experienced a prejudicial remark or behavior on campus tied to their race, ethnicity, sex, age, sexual orientation, religious beliefs, physical disability, or socioeconomic status.
- Students feel that they are given adequate support in the use of the library and its resources, however many fail to take advantage of the opportunities that exist there.
 - Nearly sixty percent of the respondents (58.3%) indicated that the library usually has the scholarly journals and other materials they need for their studies.
 - Over two-thirds of the respondents (69.6%) had no opinion on the timeliness of the library's inter-library loan service, while 22.2% said they agreed that the service provided them with their requests within a two week time period.

- Just over forty percent (41.9%) of students agreed that Rod Library instruction sessions (tours, classes, workshops) are helpful in their academic work; however, almost half (47.0%) were neutral in response to this question.

Table 2. Mean Ratings by College

	Business Administration		Education		Humanities & Fine Arts		Natural Sciences		Social & Behavioral Sciences		General/ Undecided		Total	
	Mean	Mean w/o No Opinion	Mean	Mean w/o No Opinion	Mean	Mean w/o No Opinion	Mean	Mean w/o No Opinion	Mean	Mean w/o No Opinion	Mean	Mean w/o No Opinion	Mean	Mean w/o No Opinion
1.1	I am encouraged by faculty and staff to participate in university-related intellectual activities (e.g. guest speakers, symposia, conferences).													
	3.23	3.38	3.43	3.66	3.55	3.75	3.50	3.71	3.36	3.48	3.71	3.95	3.42	3.61
1.2	I have received high quality advising at UNI.													
	3.24	3.34	3.28	3.35	3.49	3.66	3.57	3.74	3.15	3.20	3.86	4.04	3.36	3.47
2.1	I have had a high quality mentoring relationship with a UNI faculty or staff member.													
	2.75	2.55	3.33	3.46	3.49	3.64	3.32	3.47	3.19	3.29	3.28	3.45	3.18	3.28
2.2	I feel a sense of belonging to the university community.													
	3.55	3.69	3.71	3.88	3.61	3.73	3.60	3.76	3.60	3.77	4.00	4.29	3.63	3.79
3.1	I have collaborated with faculty or staff on academic or extracurricular activities.													
	3.27	3.46	3.49	3.72	3.66	3.86	3.43	3.66	3.33	3.53	4.05	4.40	3.46	3.70
3.2	My academic major includes information on multiple cultures and points of view.													
	3.29	3.60	3.49	3.65	3.48	3.63	3.31	3.50	3.66	3.82	3.75	4.50	3.46	3.68
4.1	UNI is effectively preparing me to be a contributing member of a multicultural / multinational world.													
	3.39	3.57	3.73	3.94	3.60	3.81	3.43	3.69	3.51	3.69	3.68	3.93	3.54	3.75
4.2	UNI provides a welcoming and responsive environment for members of the UNI community who have unique needs that may affect their opportunity for success.													
	3.61	3.83	3.90	4.08	3.71	3.96	3.44	3.74	3.71	4.02	3.84	4.00	3.69	3.94
5.1	I have experienced positive social interactions with students who have different backgrounds or beliefs than my own.													
	3.49	3.64	3.62	3.75	3.84	3.97	3.87	4.10	3.64	3.82	4.00	4.07	3.68	3.83
5.2	UNI provides opportunities for mentoring and social interaction among students, faculty, and staff.													
	3.43	3.59	3.65	3.83	3.74	3.91	4.00	4.11	3.57	3.75	3.44	3.47	3.64	3.81
6.1	UNI values all of its members regardless of race, ethnicity, sex, age, sexual orientation, religious beliefs, physical disability, or socioeconomic status.													
	3.59	3.73	3.54	3.62	3.63	3.73	3.76	4.07	3.72	3.84	3.62	3.76	3.64	3.77
7.1	I have experienced a prejudicial remark or behavior on campus tied to my race, ethnicity, sex, age, sexual orientation, religious beliefs, physical disability, or socioeconomic status.													
	2.07	1.83	2.14	1.91	1.88	1.68	2.08	1.85	2.21	1.97	1.76	1.50	2.07	1.83
8.1	Faculty encourage the expression of diverse points of view in the classroom.													
	3.39	3.62	3.51	3.73	3.65	3.97	3.56	3.78	3.43	3.63	3.52	4.09	3.50	3.75
9.1	UNI provides opportunities for participation in university governance activities.													
	3.17	3.30	3.35	3.74	3.07	3.14	3.36	3.84	3.35	3.60	3.59	4.25	3.26	3.51

	Business Administration		Education		Humanities & Fine Arts		Natural Sciences		Social & Behavioral Sciences		General/ Undecided		Total	
	Mean	Mean w/o No Opinion	Mean	Mean w/o No Opinion	Mean	Mean w/o No Opinion	Mean	Mean w/o No Opinion	Mean	Mean w/o No Opinion	Mean	Mean w/o No Opinion	Mean	Mean w/o No Opinion
	Mean	Opinion	Mean	Opinion	Mean	Opinion	Mean	Opinion	Mean	Opinion	Mean	Opinion	Mean	Opinion
10.1 The library usually has the scholarly journals (periodicals) and other materials I need for my studies.	3.62	3.93	3.50	3.76	3.62	3.78	3.57	3.83	3.35	3.44	3.62	4.00	3.54	3.76
10.2 The Rod Library home page is a valuable resource for finding information on the Internet.	3.72	3.93	3.74	3.89	3.69	3.88	3.63	3.93	3.57	3.66	3.86	4.00	3.69	3.86
11.1 When I ask a librarian for assistance, I usually get a useful response.	3.65	3.90	3.64	3.97	3.47	3.57	3.75	4.26	3.50	3.70	4.21	4.31	3.62	3.87
11.2 Rod Library instruction sessions (e.g. tours, classes, workshops) have been helpful to me in my academic work.	3.36	3.74	3.49	3.98	3.23	3.42	3.56	4.13	3.15	3.26	3.86	4.20	3.37	3.71
12.1 Rod Library's inter-library loan service usually permits me to obtain materials from other libraries within two weeks of my placing a request.	3.03	3.14	3.06	3.20	3.18	3.58	3.08	3.26	3.25	3.77	3.40	3.86	3.12	3.40
12.2 Computers have been a significant part of my coursework at UNI.	3.83	3.98	3.64	3.72	4.00	4.08	4.01	4.09	3.80	3.84	4.13	4.42	3.85	3.95
13.1 The UNI computer network is generally accessible after 5 pm from off campus.	3.31	3.49	3.27	3.39	3.47	3.77	3.30	3.46	3.46	3.67	3.50	4.33	3.36	3.57
14.1 The training I have received at UNI on the use of computers has generally met my educational needs.	3.48	3.67	3.51	3.70	3.44	3.57	3.60	3.89	3.19	3.28	3.92	4.00	3.46	3.64
15.1 I feel I have been exposed to the computer tools necessary for me to use and learn about computing in my chosen profession or field following graduation.	3.67	3.91	3.66	3.87	3.49	3.68	3.55	3.68	3.60	3.76	3.45	3.83	3.60	3.80
16.2 Do you have a computer for your personal use available during the school year?	2.08	NA	2.14	NA	2.20	NA	2.04	NA	2.18	NA	1.82	NA	2.12	NA

16.2 was paired with questions 6.1, 7.1, 8.1, 9.1, 13.1, 14.1, 15.1 and 16.1.

Figure 2. University of Northern Iowa Mean Ratings

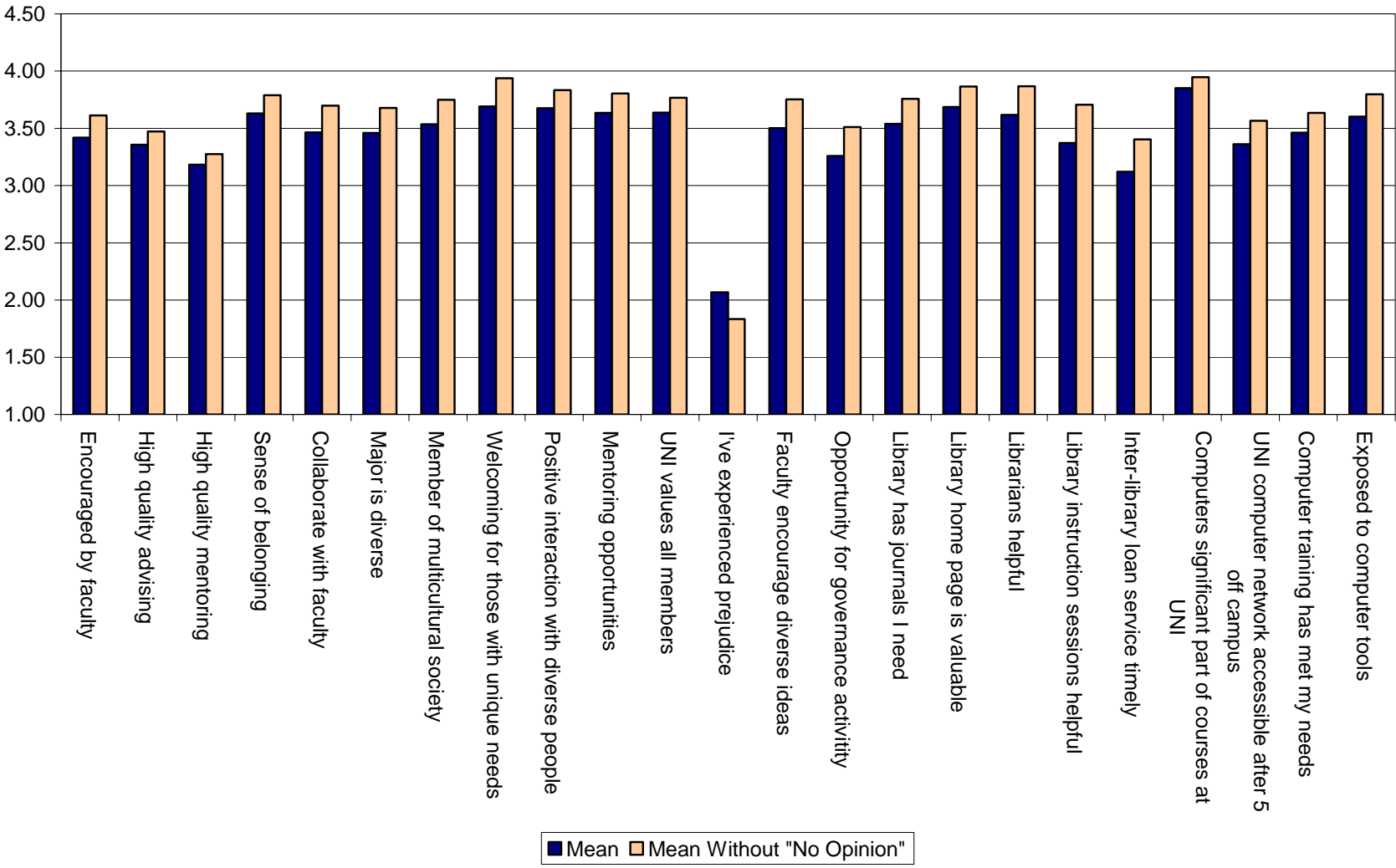


Figure 3. College of Business Administration Mean Ratings

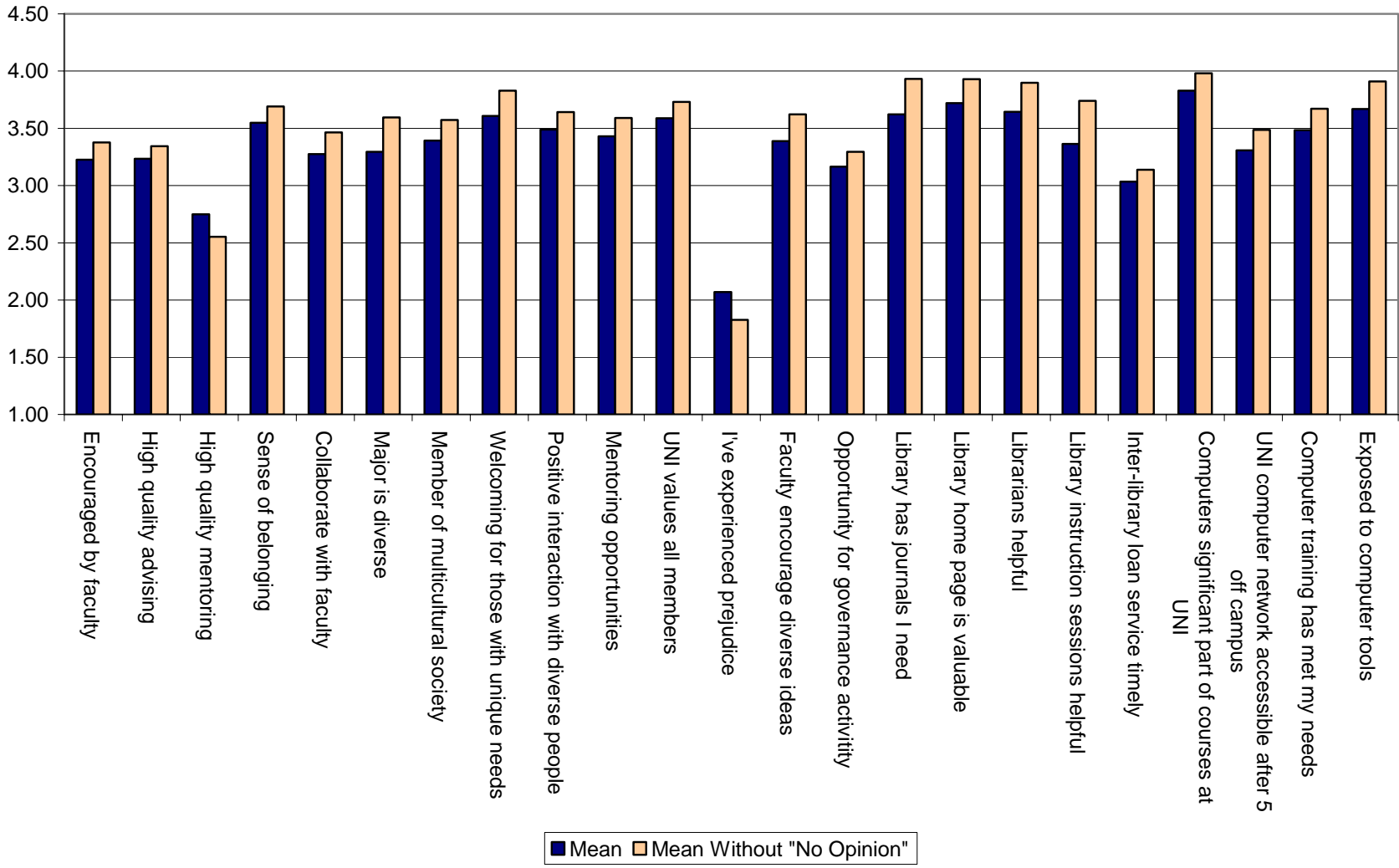


Figure 4. College of Education Mean Ratings

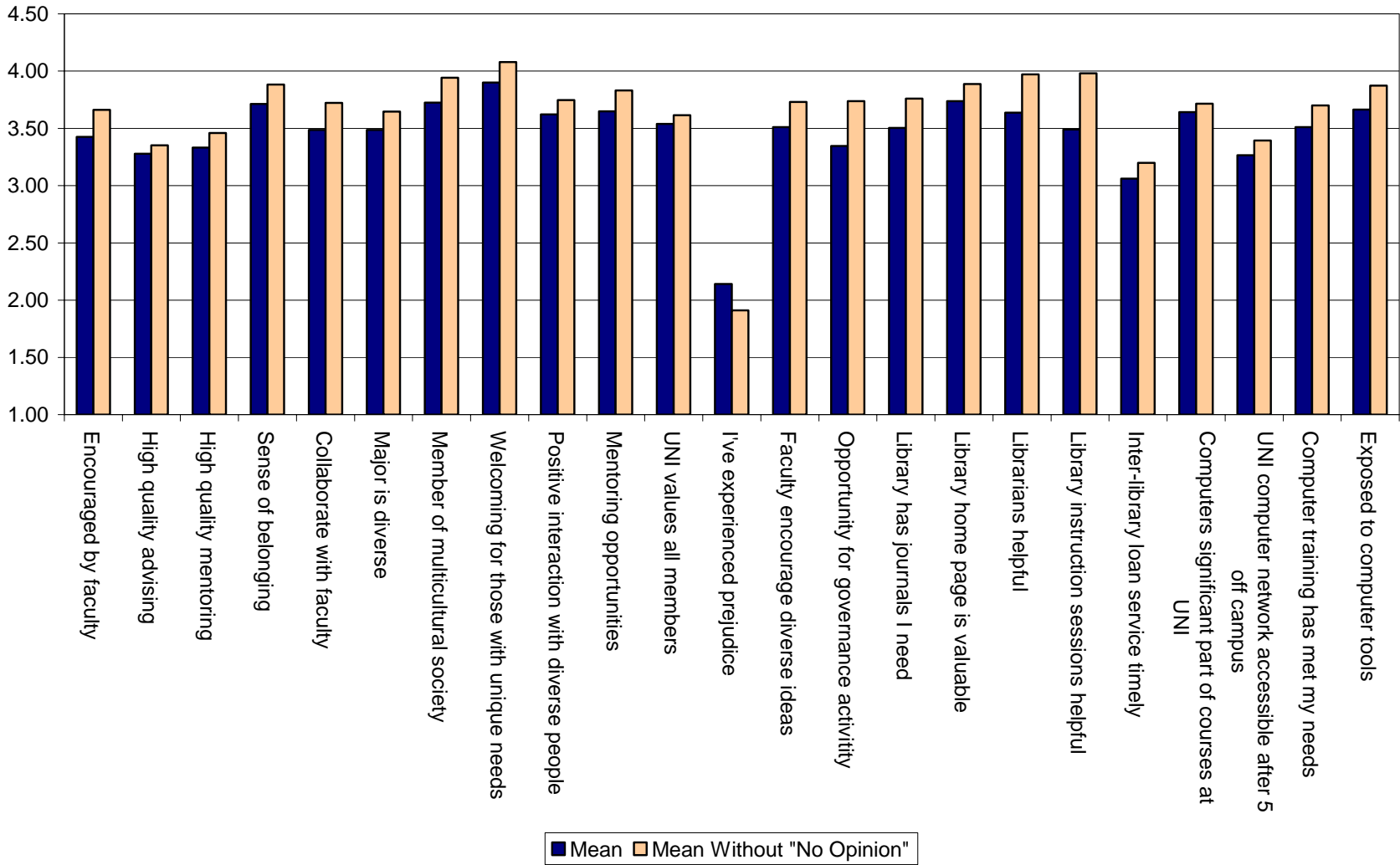


Figure 5. College of Humanities and Fine Arts Mean Ratings

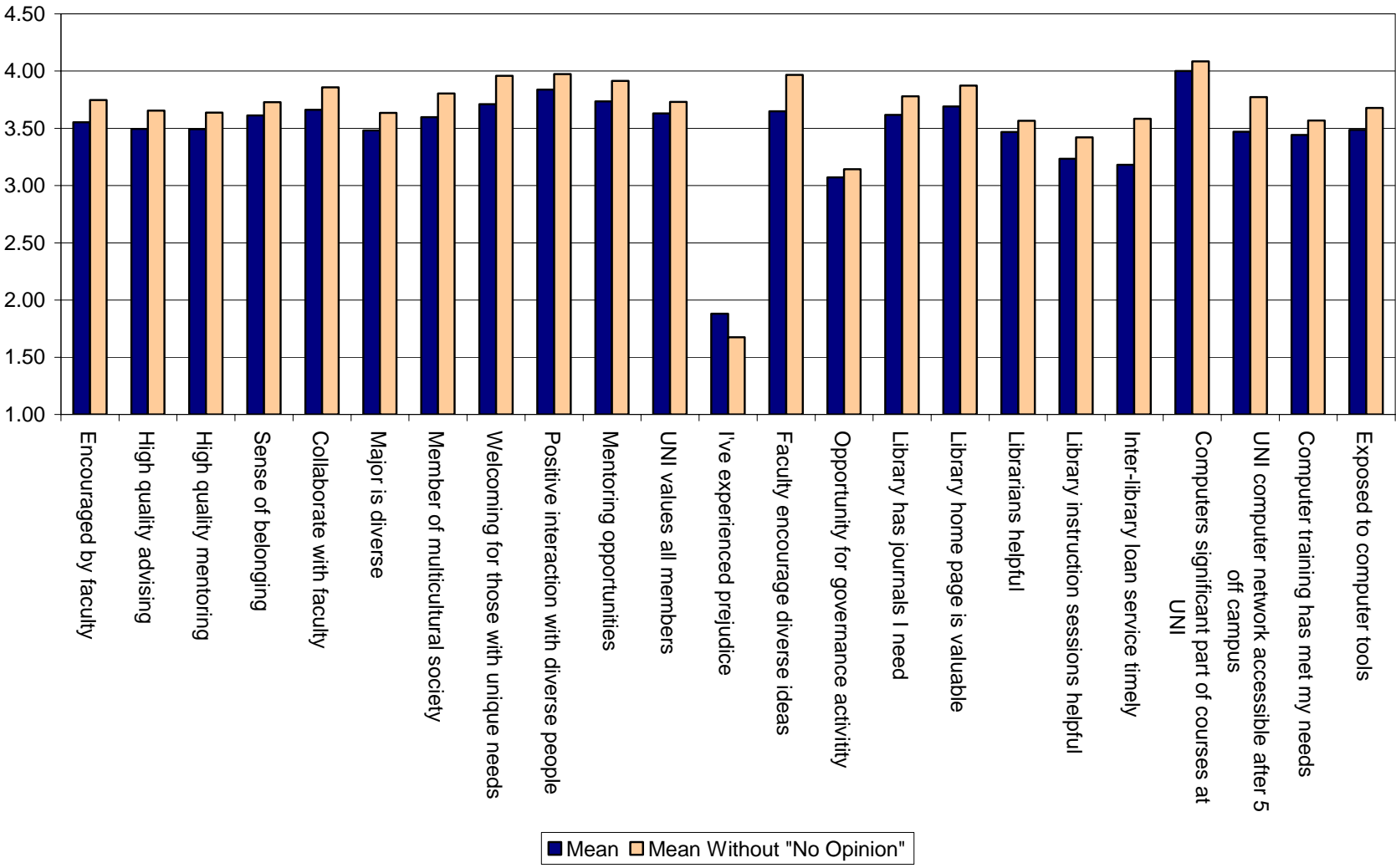


Figure 6. College of Natural Sciences Mean Ratings

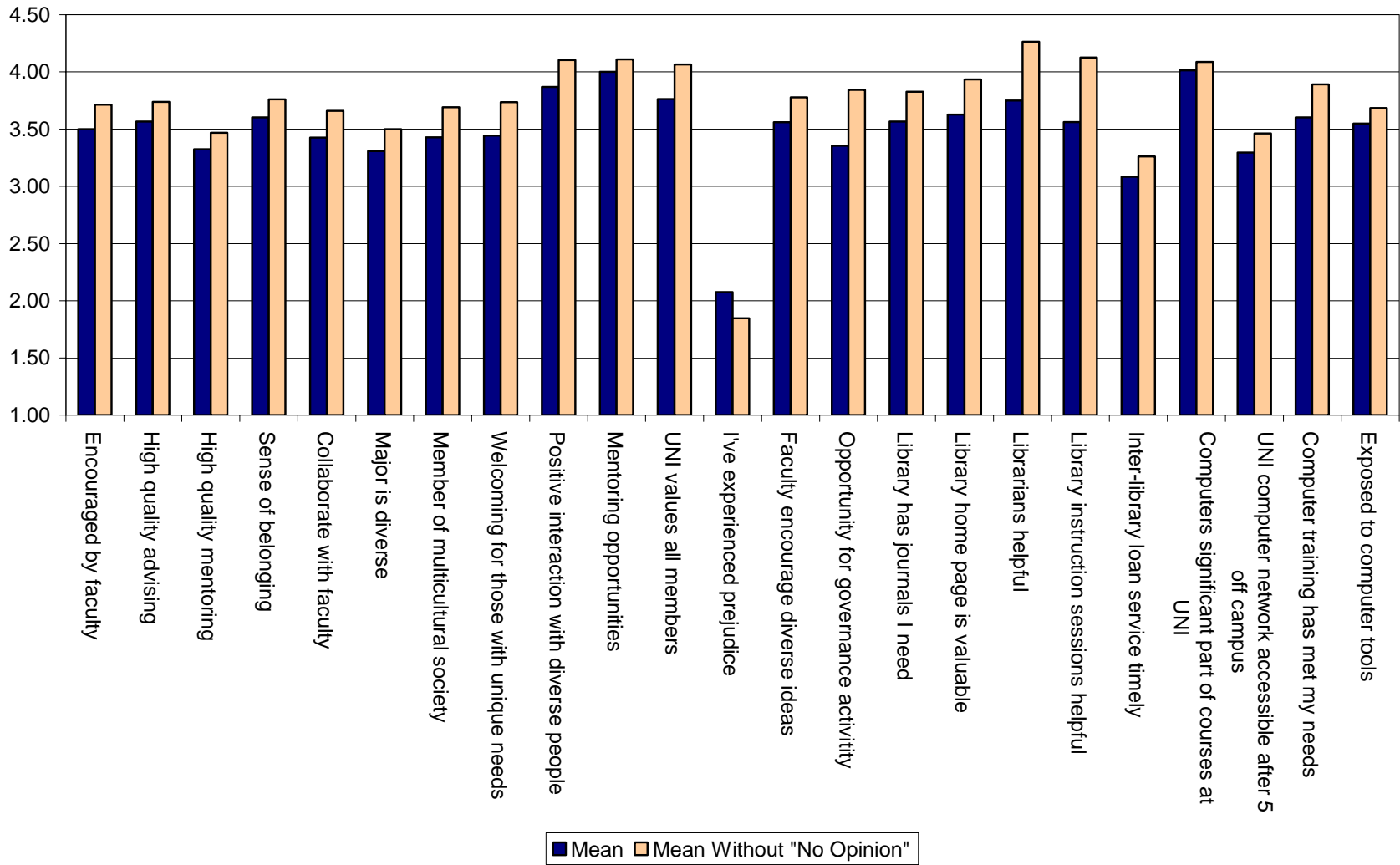
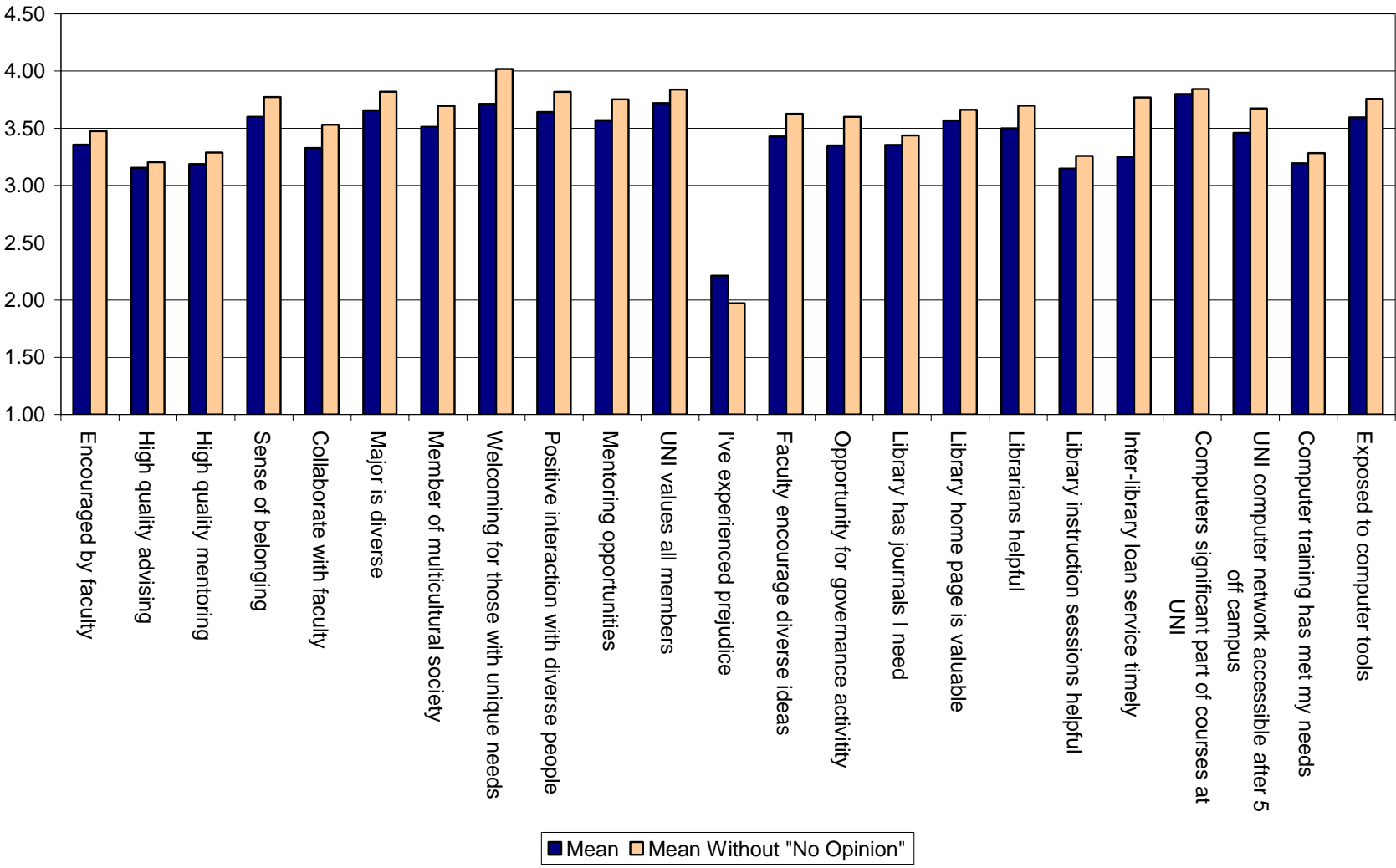
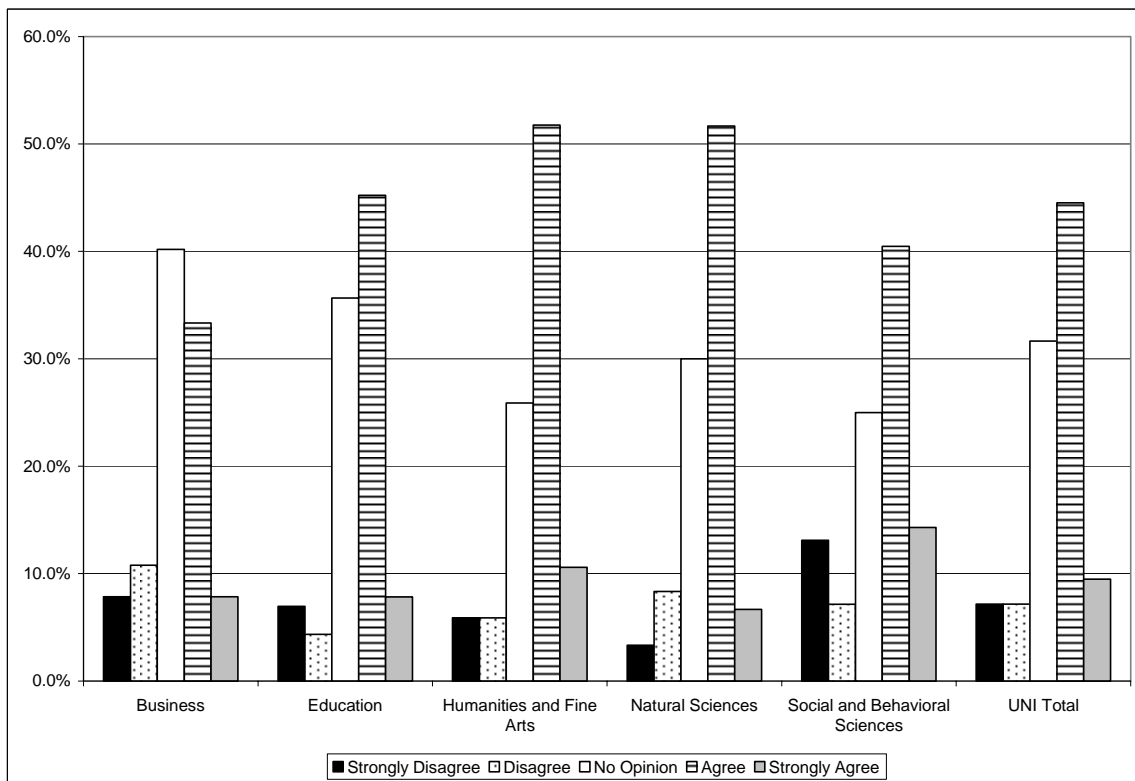


Figure 7. College of Social and Behavioral Sciences Mean Ratings



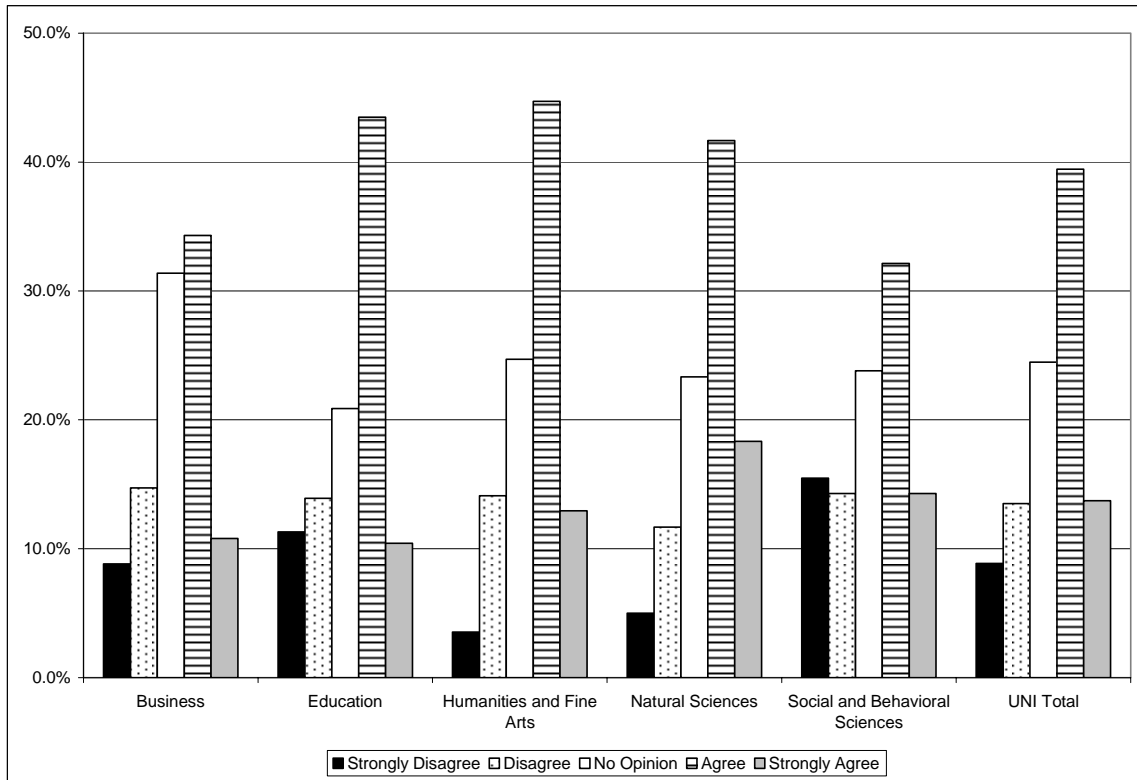
Section 1 Summary of Responses by College

Q1.1. I am encouraged by faculty and staff to participate in university-related intellectual activities (e.g. guest speakers, symposia, conferences).		Strongly Disagree	Disagree	No Opinion	Agree	Strongly Agree	Total
Business Administration	N	8	11	41	34	8	102
	%	7.8	10.8	40.2	33.3	7.8	100.0
Education	N	8	5	41	52	9	115
	%	7.0	4.3	35.7	45.2	7.8	100.0
Humanities and Fine Arts	N	5	5	22	44	9	85
	%	5.9	5.9	25.9	51.8	10.6	100.0
Natural Sciences	N	2	5	18	31	4	60
	%	3.3	8.3	30.0	51.7	6.7	100.0
Social and Behavioral Sciences	N	11	6	21	34	12	84
	%	13.1	7.1	25.0	40.5	14.3	100.0
General/Undecided	N	0	2	7	16	3	28
	%	.0	7.1	25.0	57.1	10.7	100.0
Total	N	34	34	150	211	45	474
	%	7.2	7.2	31.6	44.5	9.5	100.0



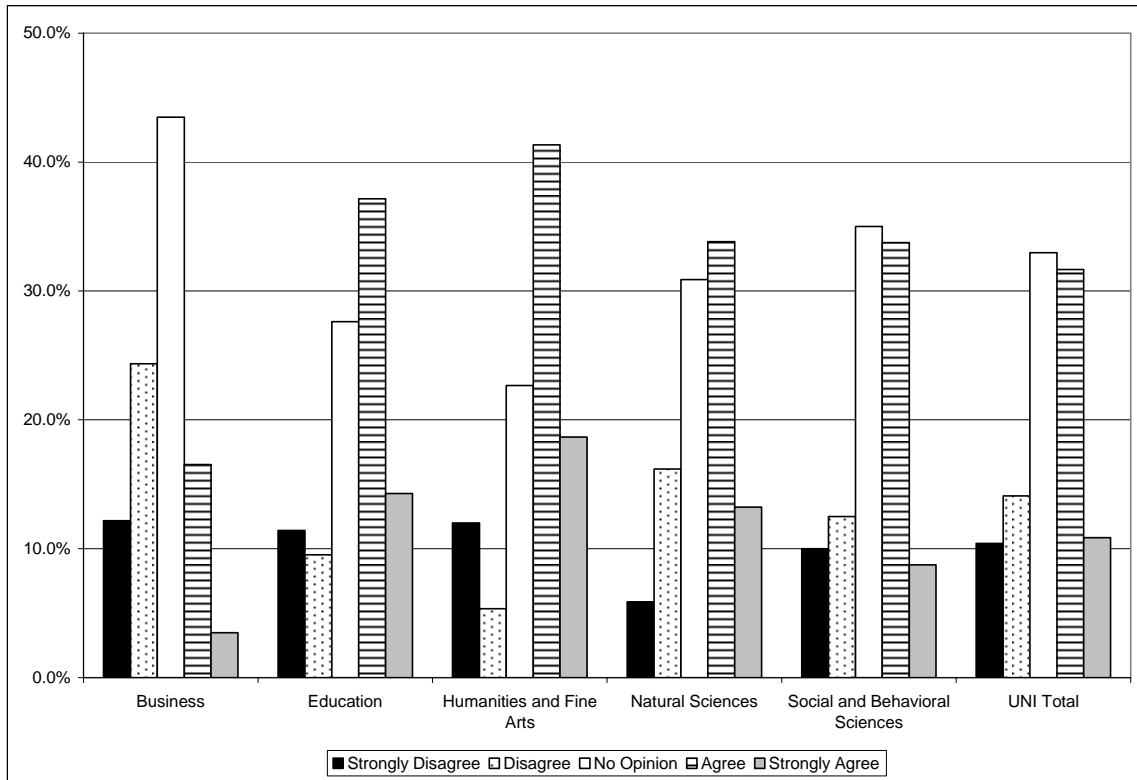
Q1.2. I have received high quality advising at UNI.

		Strongly Disagree	Disagree	No Opinion	Agree	Strongly Agree	Total
Business Administration	N	9	15	32	35	11	102
	%	8.8	14.7	31.4	34.3	10.8	100.0
Education	N	13	16	24	50	12	115
	%	11.3	13.9	20.9	43.5	10.4	100.0
Humanities and Fine Arts	N	3	12	21	38	11	85
	%	3.5	14.1	24.7	44.7	12.9	100.0
Natural Sciences	N	3	7	14	25	11	60
	%	5.0	11.7	23.3	41.7	18.3	100.0
Social and Behavioral Sciences	N	13	12	20	27	12	84
	%	15.5	14.3	23.8	32.1	14.3	100.0
General/Undecided	N	1	2	5	12	8	28
	%	3.6	7.1	17.9	42.9	28.6	100.0
Total	N	42	64	116	187	65	474
	%	8.9	13.5	24.5	39.5	13.7	100.0



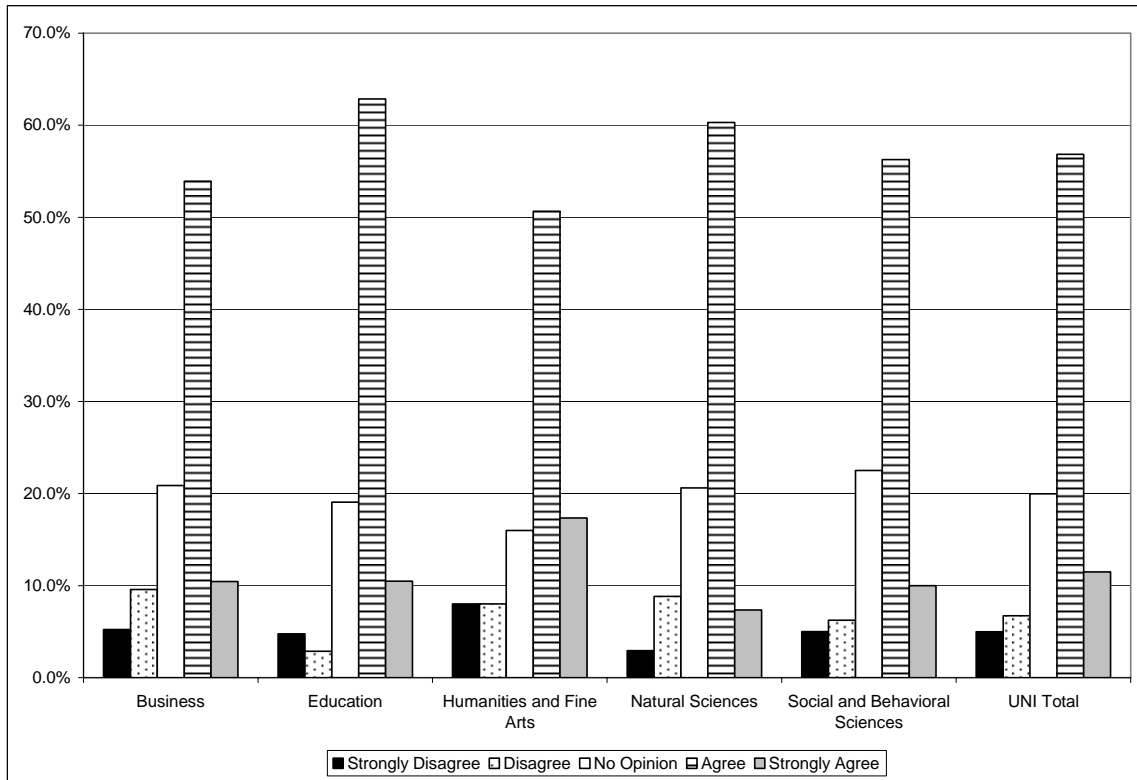
Q2.1. I have had a high quality mentoring relationship with a UNI faculty or staff member.

		Strongly Disagree	Disagree	No Opinion	Agree	Strongly Agree	Total
Business Administration	N	14	28	50	19	4	115
	%	12.2	24.3	43.5	16.5	3.5	100.0
Education	N	12	10	29	39	15	105
	%	11.4	9.5	27.6	37.1	14.3	100.0
Humanities and Fine Arts	N	9	4	17	31	14	75
	%	12.0	5.3	22.7	41.3	18.7	100.0
Natural Sciences	N	4	11	21	23	9	68
	%	5.9	16.2	30.9	33.8	13.2	100.0
Social and Behavioral Sciences	N	8	10	28	27	7	80
	%	10.0	12.5	35.0	33.8	8.8	100.0
General/Undecided	N	1	2	7	7	1	18
	%	5.6	11.1	38.9	38.9	5.6	100.0
Total	N	48	65	152	146	50	461
	%	10.4	14.1	33.0	31.7	10.8	100.0



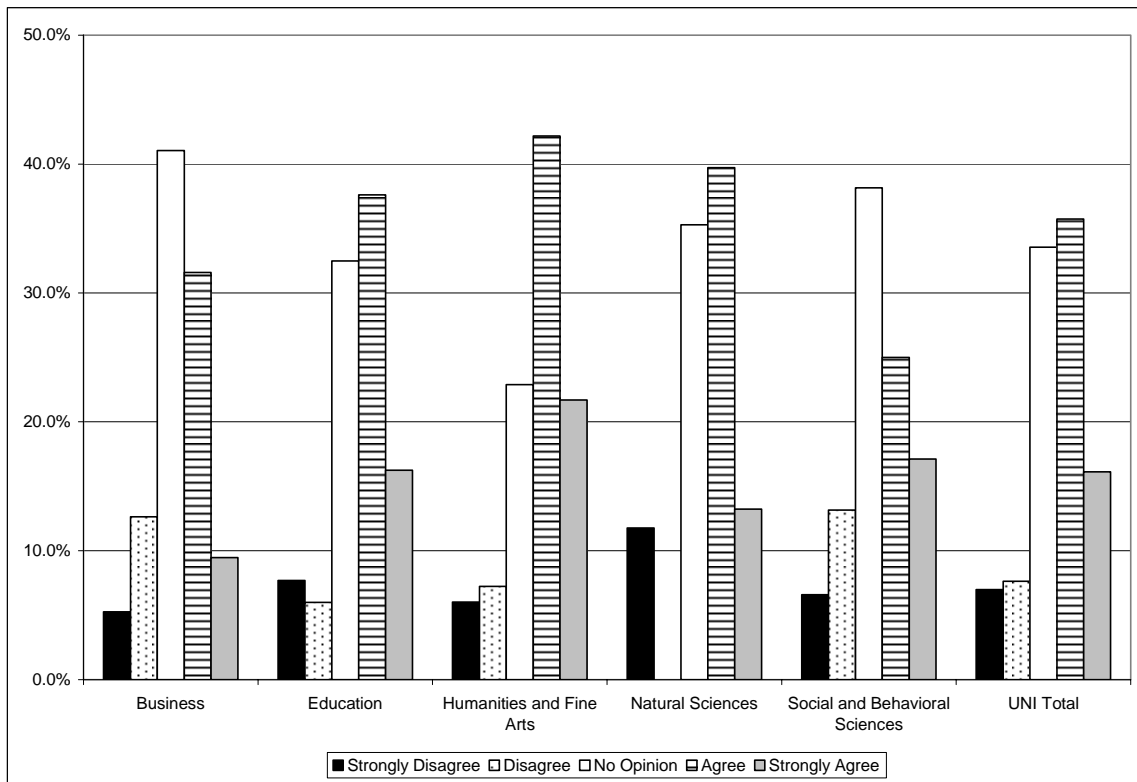
Q2.2. I feel a sense of belonging to the university community.

		Strongly Disagree	Disagree	No Opinion	Agree	Strongly Agree	Total
Business Administration	N	6	11	24	62	12	115
	%	5.2	9.6	20.9	53.9	10.4	100.0
Education	N	5	3	20	66	11	105
	%	4.8	2.9	19.0	62.9	10.5	100.0
Humanities and Fine Arts	N	6	6	12	38	13	75
	%	8.0	8.0	16.0	50.7	17.3	100.0
Natural Sciences	N	2	6	14	41	5	68
	%	2.9	8.8	20.6	60.3	7.4	100.0
Social and Behavioral Sciences	N	4	5	18	45	8	80
	%	5.0	6.3	22.5	56.3	10.0	100.0
General/Undecided	N	0	0	4	10	4	18
	%	.0	.0	22.2	55.6	22.2	100.0
Total	N	23	31	92	262	53	461
	%	5.0	6.7	20.0	56.8	11.5	100.0



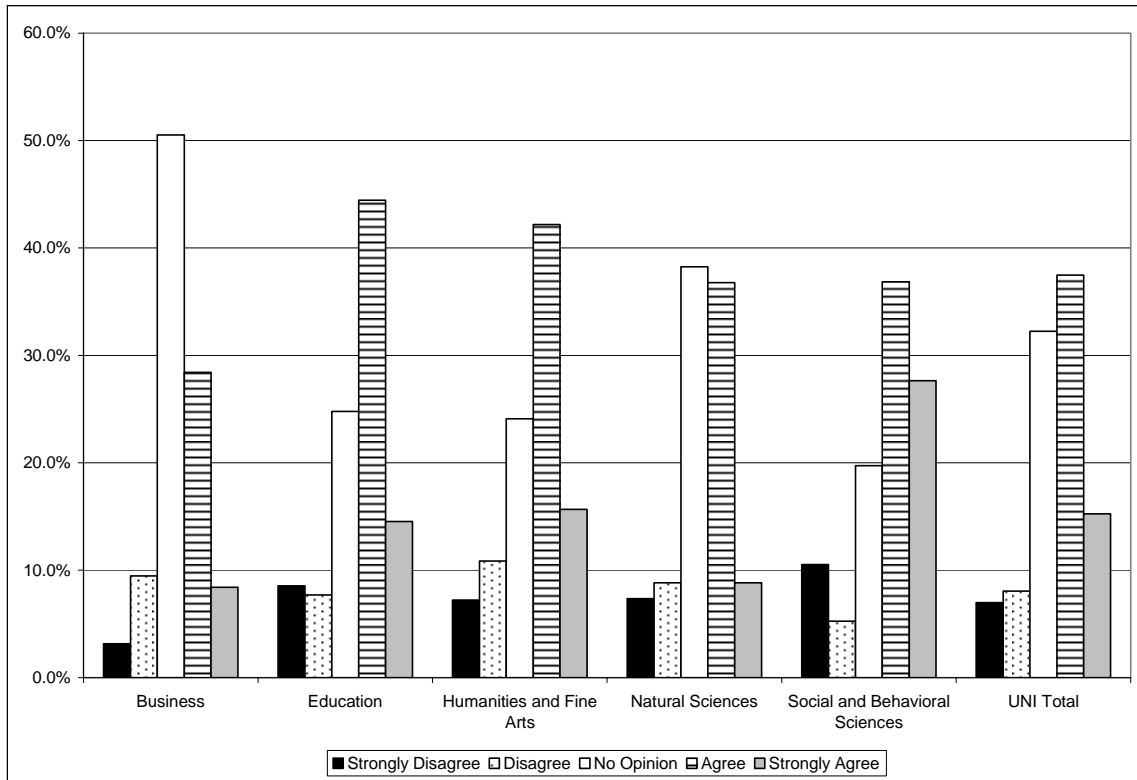
Q3.1. I have collaborated with faculty or staff on academic or extracurricular activities.

		Strongly Disagree	Disagree	No Opinion	Agree	Strongly Agree	Total
Business Administration	N	5	12	39	30	9	95
	%	5.3	12.6	41.1	31.6	9.5	100.0
Education	N	9	7	38	44	19	117
	%	7.7	6.0	32.5	37.6	16.2	100.0
Humanities and Fine Arts	N	5	6	19	35	18	83
	%	6.0	7.2	22.9	42.2	21.7	100.0
Natural Sciences	N	8	0	24	27	9	68
	%	11.8	.0	35.3	39.7	13.2	100.0
Social and Behavioral Sciences	N	5	10	29	19	13	76
	%	6.6	13.2	38.2	25.0	17.1	100.0
General/Undecided	N	0	0	5	9	6	20
	%	.0	.0	25.0	45.0	30.0	100.0
Total	N	32	35	154	164	74	459
	%	7.0	7.6	33.6	35.7	16.1	100.0



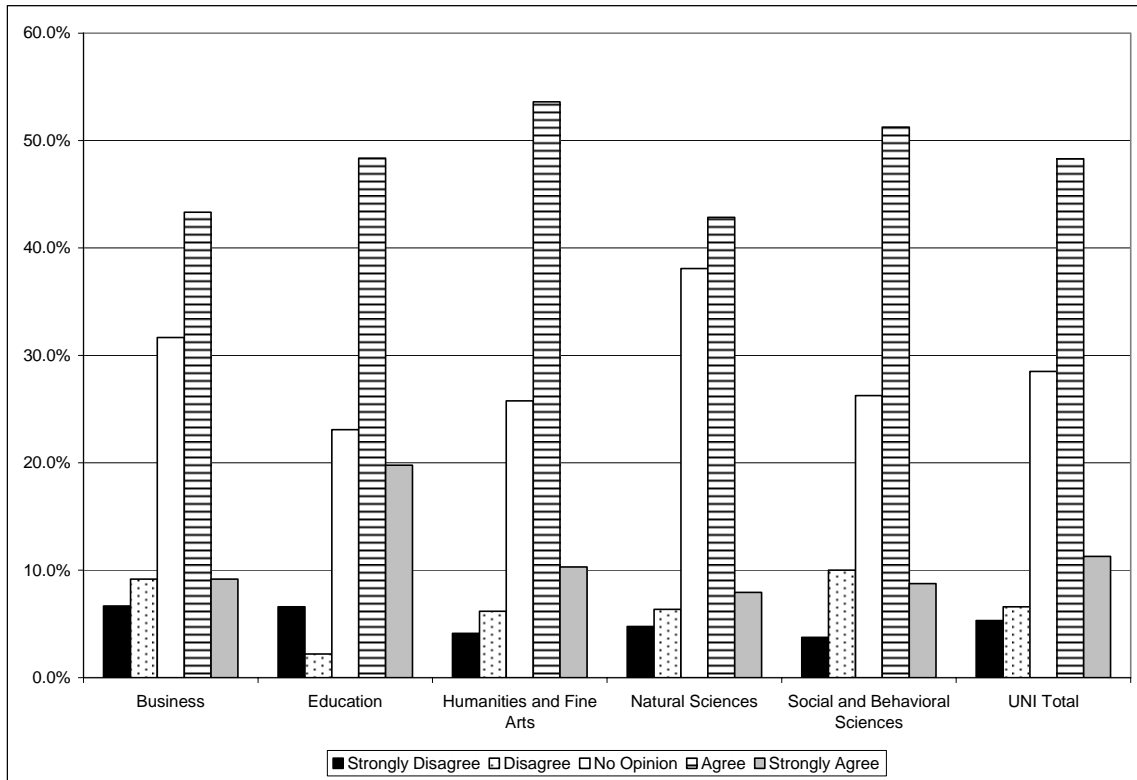
Q3.2. My academic major includes information on multiple cultures and points of view.

		Strongly Disagree	Disagree	No Opinion	Agree	Strongly Agree	Total
Business Administration	N	3	9	48	27	8	95
	%	3.2	9.5	50.5	28.4	8.4	100.0
Education	N	10	9	29	52	17	117
	%	8.5	7.7	24.8	44.4	14.5	100.0
Humanities and Fine Arts	N	6	9	20	35	13	83
	%	7.2	10.8	24.1	42.2	15.7	100.0
Natural Sciences	N	5	6	26	25	6	68
	%	7.4	8.8	38.2	36.8	8.8	100.0
Social and Behavioral Sciences	N	8	4	15	28	21	76
	%	10.5	5.3	19.7	36.8	27.6	100.0
General/Undecided	N	0	0	10	5	5	20
	%	.0	.0	50.0	25.0	25.0	100.0
Total	N	32	37	148	172	70	459
	%	7.0	8.1	32.2	37.5	15.3	100.0



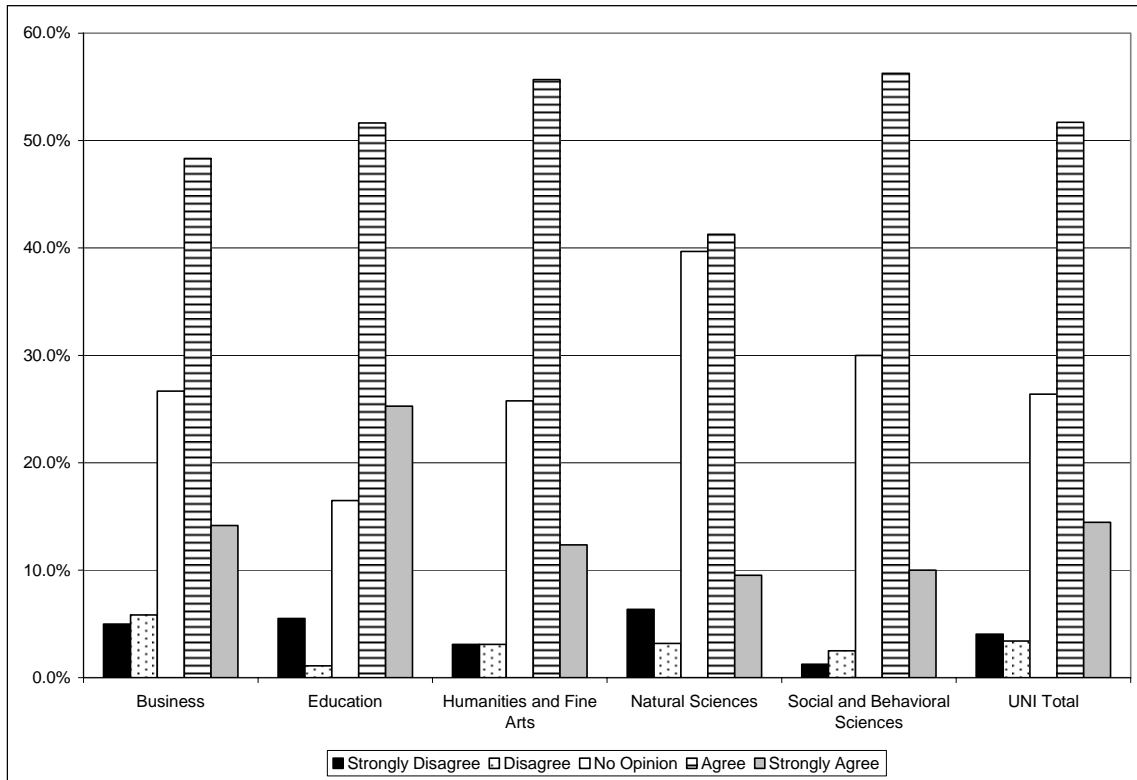
Q4.1. UNI is effectively preparing me to be a contributing member of a multicultural/multinational world.

		Strongly Disagree	Disagree	No Opinion	Agree	Strongly Agree	Total
Business Administration	N	8	11	38	52	11	120
	%	6.7	9.2	31.7	43.3	9.2	100.0
Education	N	6	2	21	44	18	91
	%	6.6	2.2	23.1	48.4	19.8	100.0
Humanities and Fine Arts	N	4	6	25	52	10	97
	%	4.1	6.2	25.8	53.6	10.3	100.0
Natural Sciences	N	3	4	24	27	5	63
	%	4.8	6.3	38.1	42.9	7.9	100.0
Social and Behavioral Sciences	N	3	8	21	41	7	80
	%	3.8	10.0	26.3	51.3	8.8	100.0
General/Undecided	N	1	0	5	11	2	19
	%	5.3	.0	26.3	57.9	10.5	100.0
Total	N	25	31	134	227	53	470
	%	5.3	6.6	28.5	48.3	11.3	100.0



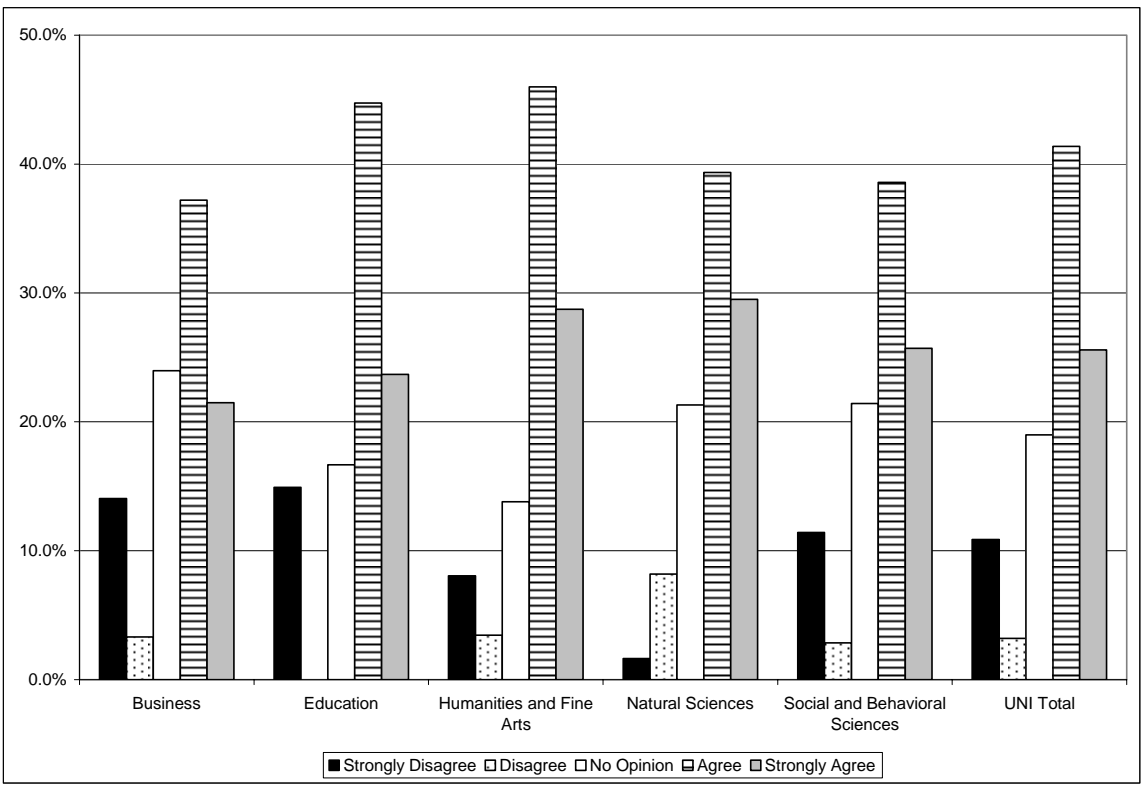
Q4.2. UNI provides a welcoming and responsive environment for members of the UNI community who have unique needs that may affect their opportunity for success.

		Strongly Disagree	Disagree	No Opinion	Agree	Strongly Agree	Total
Business Administration	N	6	7	32	58	17	120
	%	5.0	5.8	26.7	48.3	14.2	100.0
Education	N	5	1	15	47	23	91
	%	5.5	1.1	16.5	51.6	25.3	100.0
Humanities and Fine Arts	N	3	3	25	54	12	97
	%	3.1	3.1	25.8	55.7	12.4	100.0
Natural Sciences	N	4	2	25	26	6	63
	%	6.3	3.2	39.7	41.3	9.5	100.0
Social and Behavioral Sciences	N	1	2	24	45	8	80
	%	1.3	2.5	30.0	56.3	10.0	100.0
General/Undecided	N	0	1	3	13	2	19
	%	.0	5.3	15.8	68.4	10.5	100.0
Total	N	19	16	124	243	68	470
	%	4.0	3.4	26.4	51.7	14.5	100.0



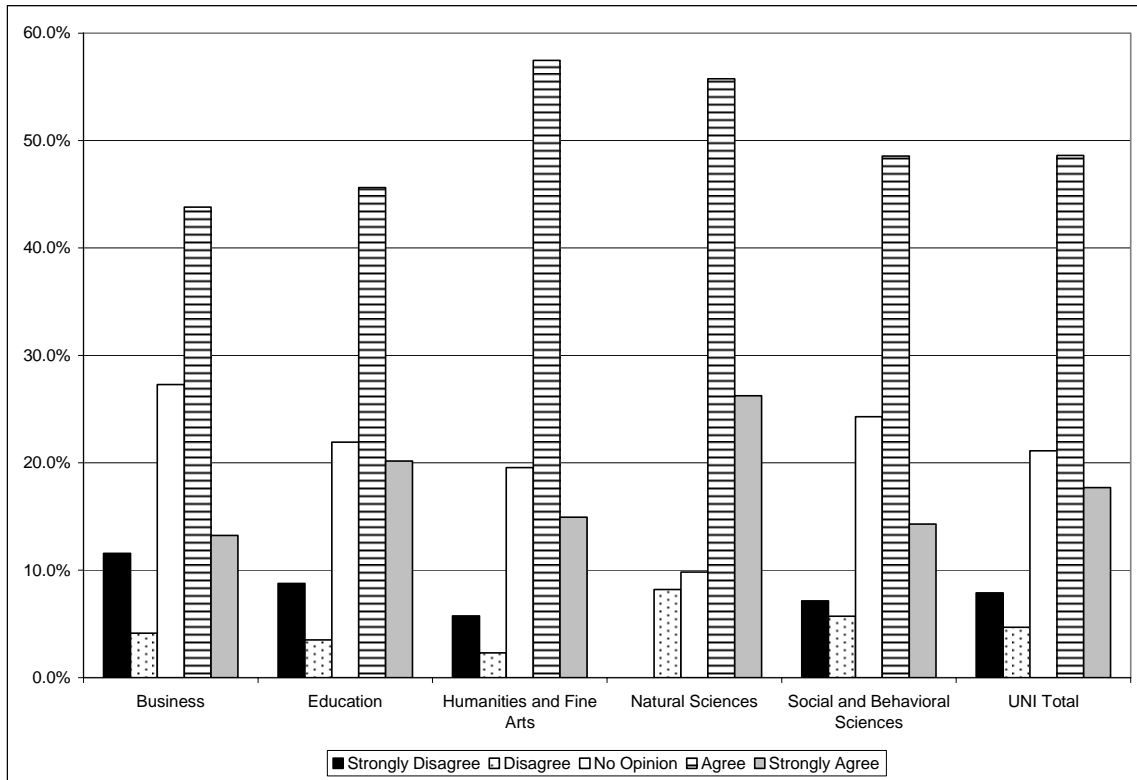
Q5.1. I have experienced positive social interactions with students who have different backgrounds or beliefs than my own.

		Strongly Disagree	Disagree	No Opinion	Agree	Strongly Agree	Total
Business Administration	N	17	4	29	45	26	121
	%	14.0	3.3	24.0	37.2	21.5	100.0
Education	N	17	0	19	51	27	114
	%	14.9	.0	16.7	44.7	23.7	100.0
Humanities and Fine Arts	N	7	3	12	40	25	87
	%	8.0	3.4	13.8	46.0	28.7	100.0
Natural Sciences	N	1	5	13	24	18	61
	%	1.6	8.2	21.3	39.3	29.5	100.0
Social and Behavioral Sciences	N	8	2	15	27	18	70
	%	11.4	2.9	21.4	38.6	25.7	100.0
General/Undecided	N	1	1	1	7	6	16
	%	6.3	6.3	6.3	43.8	37.5	100.0
Total	N	51	15	89	194	120	469
	%	10.9	3.2	19.0	41.4	25.6	100.0



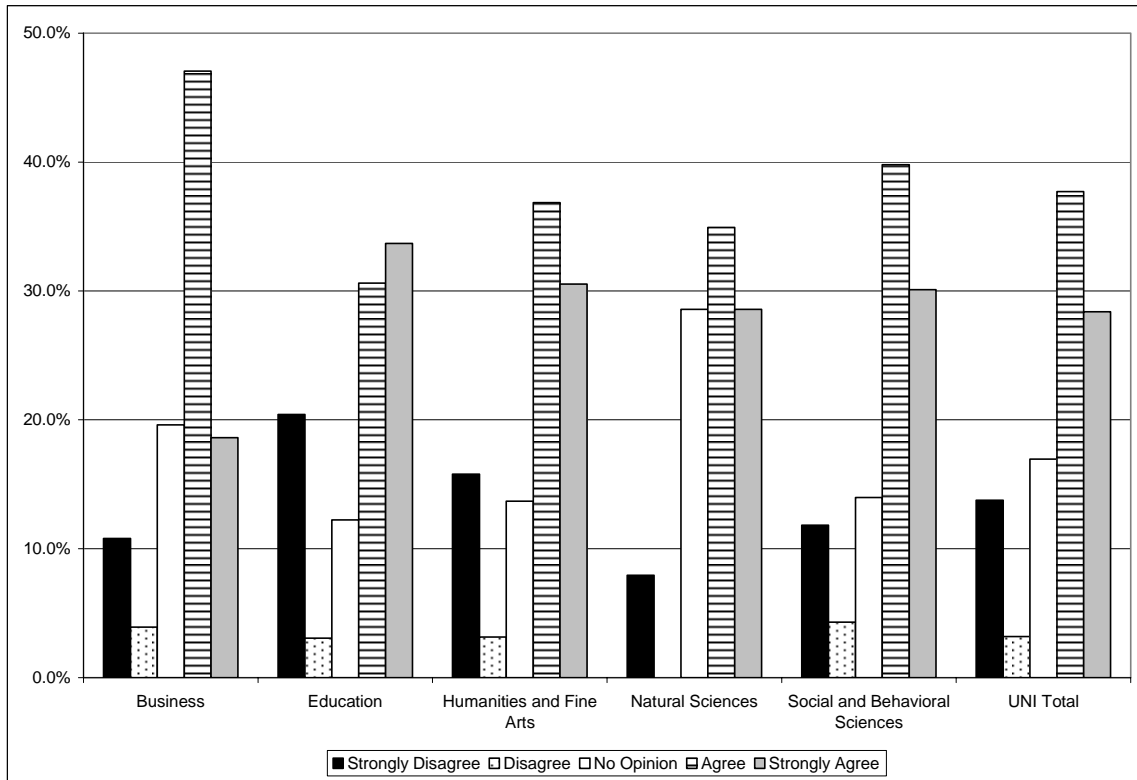
Q5.2. UNI provides opportunities for mentoring and social interaction among students, faculty, and staff.

		Strongly Disagree	Disagree	No Opinion	Agree	Strongly Agree	Total
Business Administration	N	14	5	33	53	16	121
	%	11.6	4.1	27.3	43.8	13.2	100.0
Education	N	10	4	25	52	23	114
	%	8.8	3.5	21.9	45.6	20.2	100.0
Humanities and Fine Arts	N	5	2	17	50	13	87
	%	5.7	2.3	19.5	57.5	14.9	100.0
Natural Sciences	N	0	5	6	34	16	61
	%	.0	8.2	9.8	55.7	26.2	100.0
Social and Behavioral Sciences	N	5	4	17	34	10	70
	%	7.1	5.7	24.3	48.6	14.3	100.0
General/Undecided	N	3	2	1	5	5	16
	%	18.8	12.5	6.3	31.3	31.3	100.0
Total	N	37	22	99	228	83	469
	%	7.9	4.7	21.1	48.6	17.7	100.0



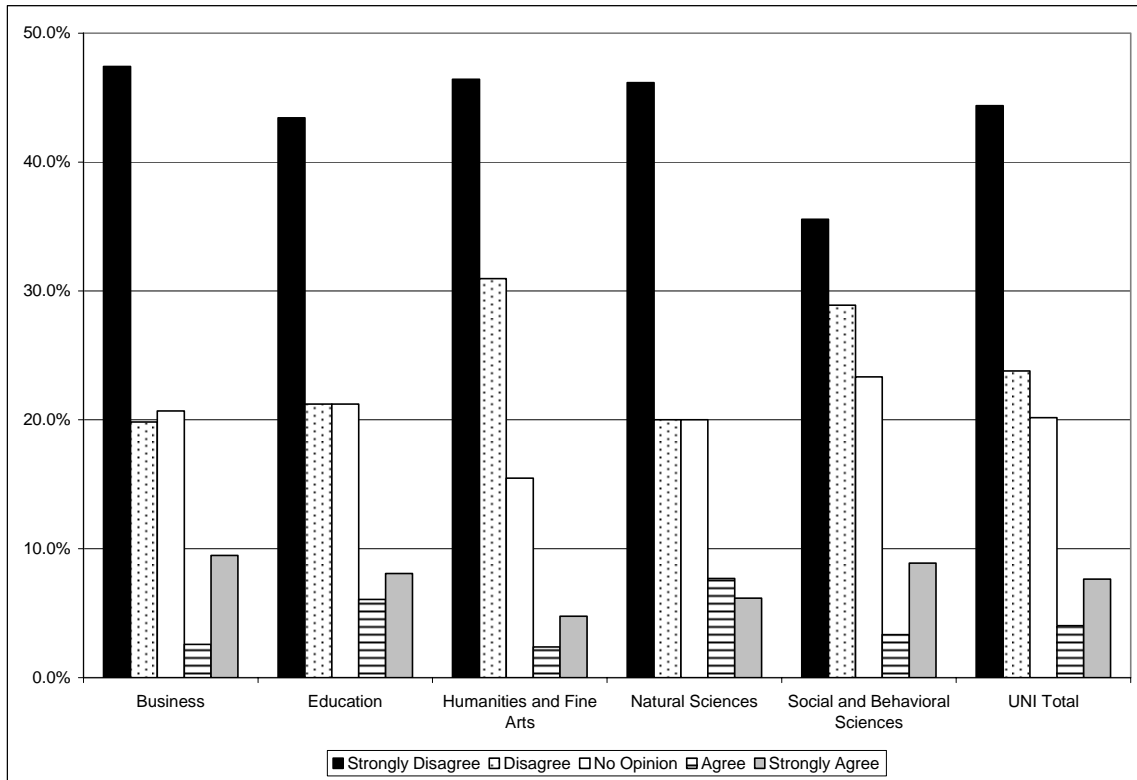
Q6.1. UNI values all of its members regardless of race, ethnicity, sex, age, sexual orientation, religious beliefs, physical disability, or socioeconomic status.

		Strongly Disagree	Disagree	No Opinion	Agree	Strongly Agree	Total
Business Administration	N	11	4	20	48	19	102
	%	10.8	3.9	19.6	47.1	18.6	100.0
Education	N	20	3	12	30	33	98
	%	20.4	3.1	12.2	30.6	33.7	100.0
Humanities and Fine Arts	N	15	3	13	35	29	95
	%	15.8	3.2	13.7	36.8	30.5	100.0
Natural Sciences	N	5	0	18	22	18	63
	%	7.9	.0	28.6	34.9	28.6	100.0
Social and Behavioral Sciences	N	11	4	13	37	28	93
	%	11.8	4.3	14.0	39.8	30.1	100.0
General/Undecided	N	3	1	4	6	7	21
	%	14.3	4.8	19.0	28.6	33.3	100.0
Total	N	65	15	80	178	134	472
	%	13.8	3.2	16.9	37.7	28.4	100.0



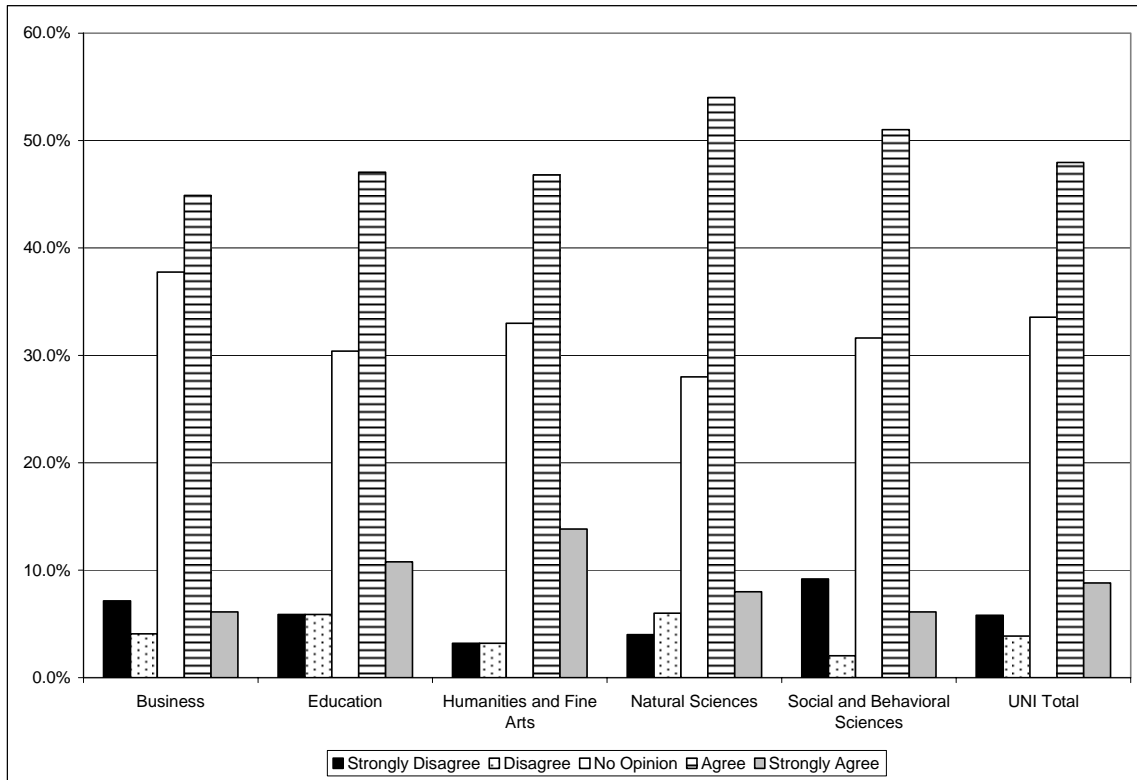
Q7.1. I have experienced a prejudicial remark or behavior on campus tied to my race, ethnicity, sex, age, sexual orientation, religious beliefs, physical disability, or socioeconomic status.

		Strongly Disagree	Disagree	No Opinion	Agree	Strongly Agree	Total
Business Administration	N	55	23	24	3	11	116
	%	47.4	19.8	20.7	2.6	9.5	100.0
Education	N	43	21	21	6	8	99
	%	43.4	21.2	21.2	6.1	8.1	100.0
Humanities and Fine Arts	N	39	26	13	2	4	84
	%	46.4	31.0	15.5	2.4	4.8	100.0
Natural Sciences	N	30	13	13	5	4	65
	%	46.2	20.0	20.0	7.7	6.2	100.0
Social and Behavioral Sciences	N	32	26	21	3	8	90
	%	35.6	28.9	23.3	3.3	8.9	100.0
General/Undecided	N	10	3	3	0	1	17
	%	58.8	17.6	17.6	.0	5.9	100.0
Total	N	209	112	95	19	36	471
	%	44.4	23.8	20.2	4.0	7.6	100.0



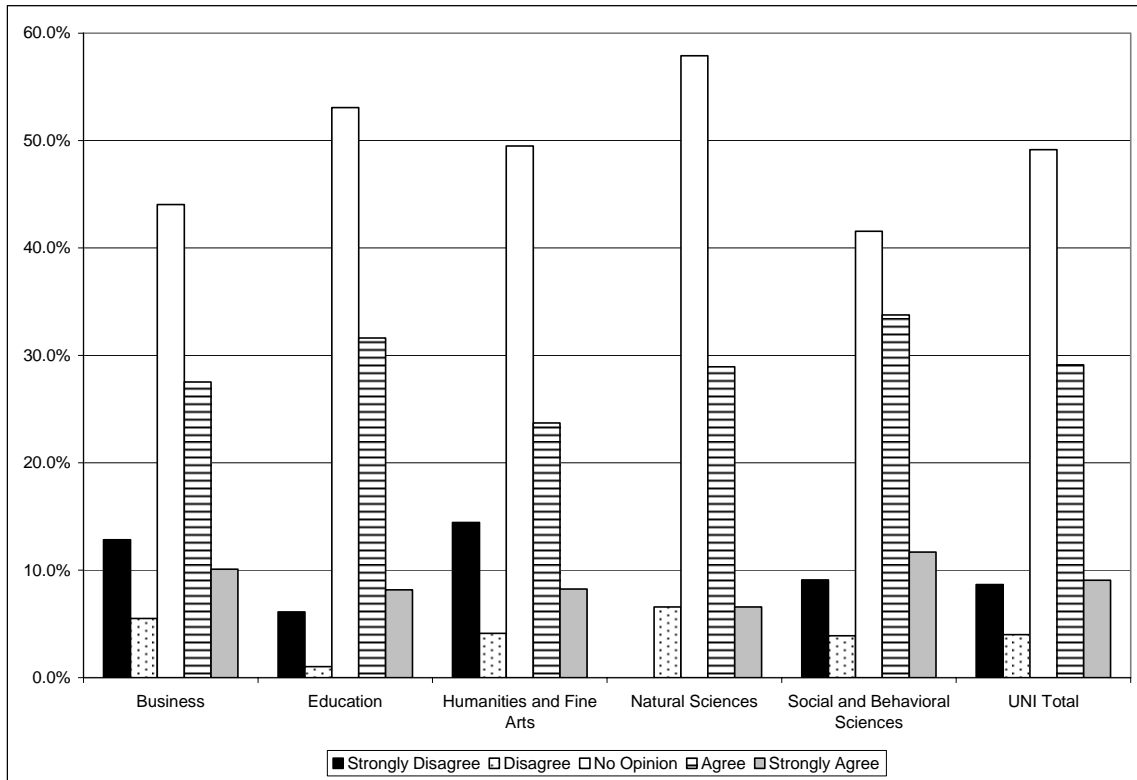
Q8.1. Faculty encourage the expression of diverse points of view in the classroom.

		Strongly Disagree	Disagree	No Opinion	Agree	Strongly Agree	Total
Business Administration	N	7	4	37	44	6	98
	%	7.1	4.1	37.8	44.9	6.1	100.0
Education	N	6	6	31	48	11	102
	%	5.9	5.9	30.4	47.1	10.8	100.0
Humanities and Fine Arts	N	3	3	31	44	13	94
	%	3.2	3.2	33.0	46.8	13.8	100.0
Natural Sciences	N	2	3	14	27	4	50
	%	4.0	6.0	28.0	54.0	8.0	100.0
Social and Behavioral Sciences	N	9	2	31	50	6	98
	%	9.2	2.0	31.6	51.0	6.1	100.0
General/Undecided	N	0	0	12	10	1	23
	%	.0	.0	52.2	43.5	4.3	100.0
Total	N	27	18	156	223	41	465
	%	5.8	3.9	33.5	48.0	8.8	100.0



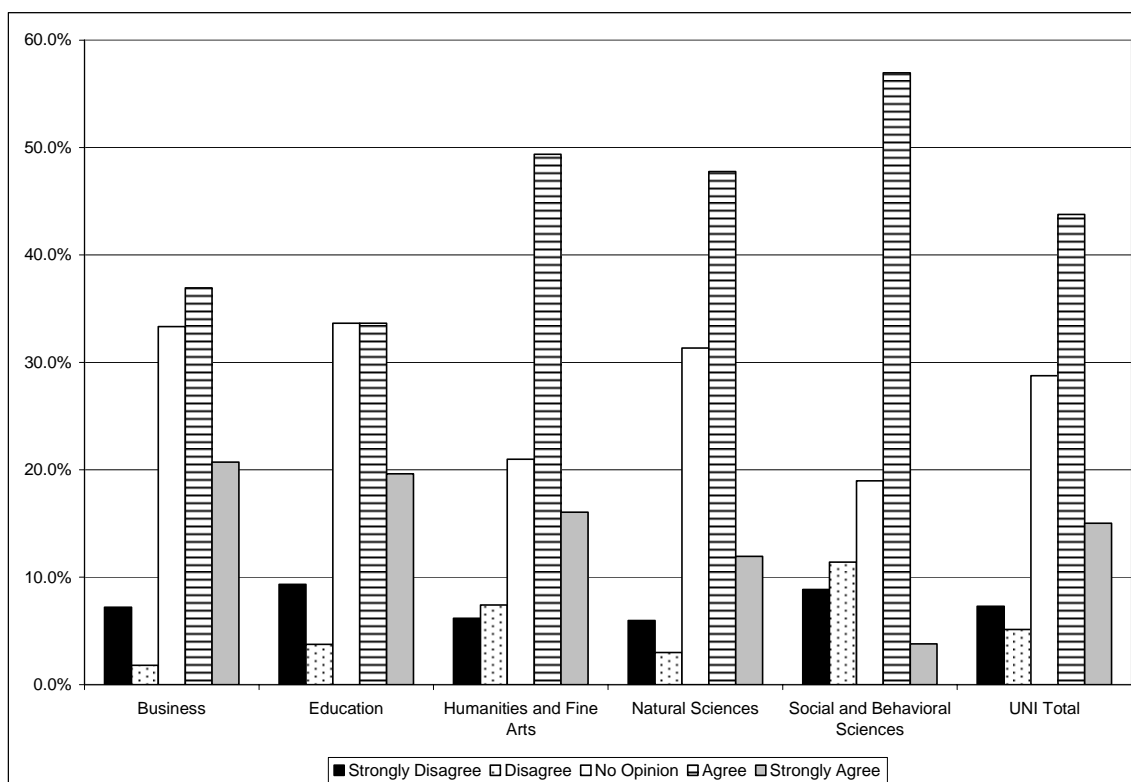
Q9.1. UNI provides opportunities for participation in university governance activities.

		Strongly Disagree	Disagree	No Opinion	Agree	Strongly Agree	Total
Business Administration	N	14	6	48	30	11	109
	%	12.8	5.5	44.0	27.5	10.1	100.0
Education	N	6	1	52	31	8	98
	%	6.1	1.0	53.1	31.6	8.2	100.0
Humanities and Fine Arts	N	14	4	48	23	8	97
	%	14.4	4.1	49.5	23.7	8.2	100.0
Natural Sciences	N	0	5	44	22	5	76
	%	.0	6.6	57.9	28.9	6.6	100.0
Social and Behavioral Sciences	N	7	3	32	26	9	77
	%	9.1	3.9	41.6	33.8	11.7	100.0
General/Undecided	N	0	0	9	6	2	17
	%	.0	.0	52.9	35.3	11.8	100.0
Total	N	41	19	233	138	43	474
	%	8.6	4.0	49.2	29.1	9.1	100.0



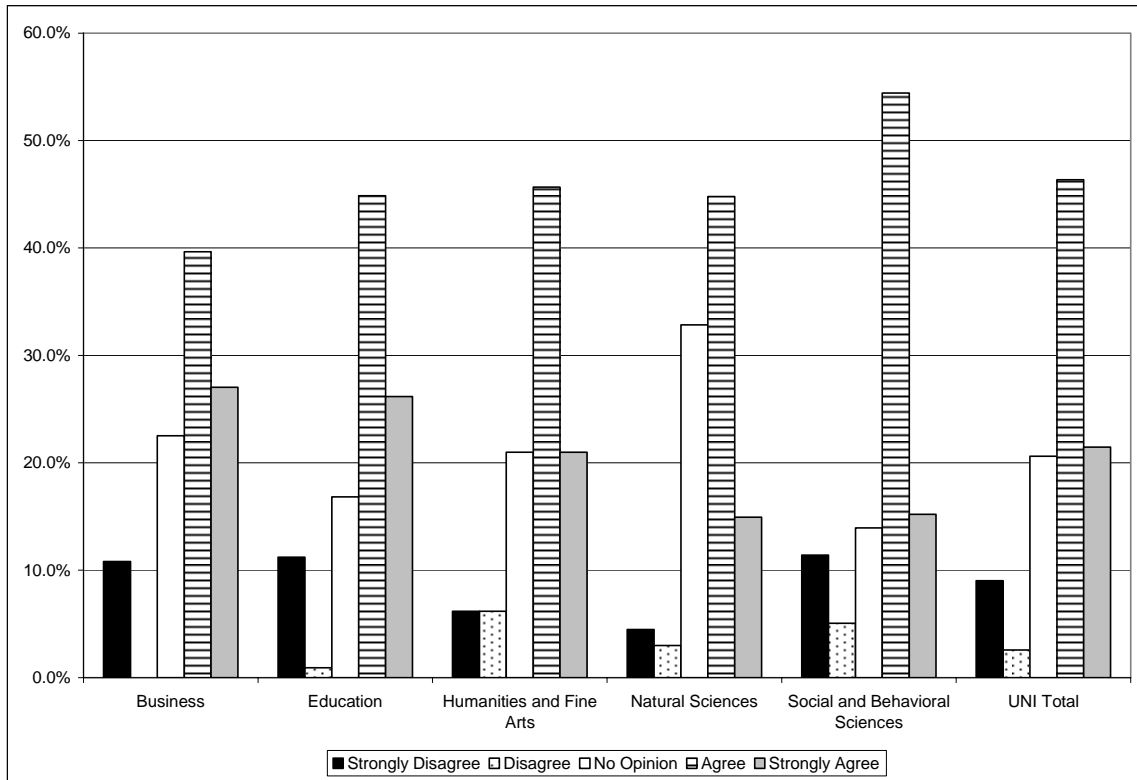
Q10.1. The library usually has the scholarly journals (periodicals) and other materials I need for my studies.

		Strongly Disagree	Disagree	No Opinion	Agree	Strongly Agree	Total
Business Administration	N	8	2	37	41	23	111
	%	7.2	1.8	33.3	36.9	20.7	100.0
Education	N	10	4	36	36	21	107
	%	9.3	3.7	33.6	33.6	19.6	100.0
Humanities and Fine Arts	N	5	6	17	40	13	81
	%	6.2	7.4	21.0	49.4	16.0	100.0
Natural Sciences	N	4	2	21	32	8	67
	%	6.0	3.0	31.3	47.8	11.9	100.0
Social and Behavioral Sciences	N	7	9	15	45	3	79
	%	8.9	11.4	19.0	57.0	3.8	100.0
General/Undecided	N	0	1	8	10	2	21
	%	.0	4.8	38.1	47.6	9.5	100.0
Total	N	34	24	134	204	70	466
	%	7.3	5.2	28.8	43.8	15.0	100.0



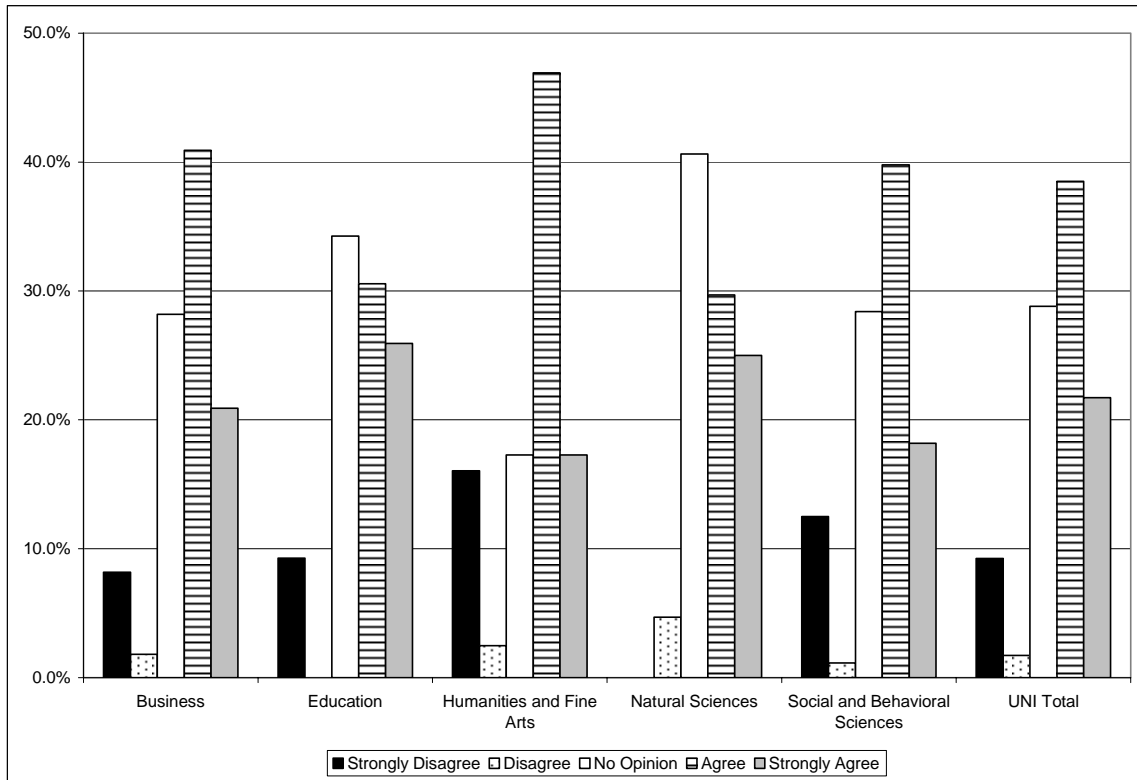
Q10.2. The Rod Library home page is a valuable resource for finding information on the Internet.

		Strongly Disagree	Disagree	No Opinion	Agree	Strongly Agree	Total
Business Administration	N	12	0	25	44	30	111
	%	10.8	.0	22.5	39.6	27.0	100.0
Education	N	12	1	18	48	28	107
	%	11.2	.9	16.8	44.9	26.2	100.0
Humanities and Fine Arts	N	5	5	17	37	17	81
	%	6.2	6.2	21.0	45.7	21.0	100.0
Natural Sciences	N	3	2	22	30	10	67
	%	4.5	3.0	32.8	44.8	14.9	100.0
Social and Behavioral Sciences	N	9	4	11	43	12	79
	%	11.4	5.1	13.9	54.4	15.2	100.0
General/Undecided	N	1	0	3	14	3	21
	%	4.8	.0	14.3	66.7	14.3	100.0
Total	N	42	12	96	216	100	466
	%	9.0	2.6	20.6	46.4	21.5	100.0



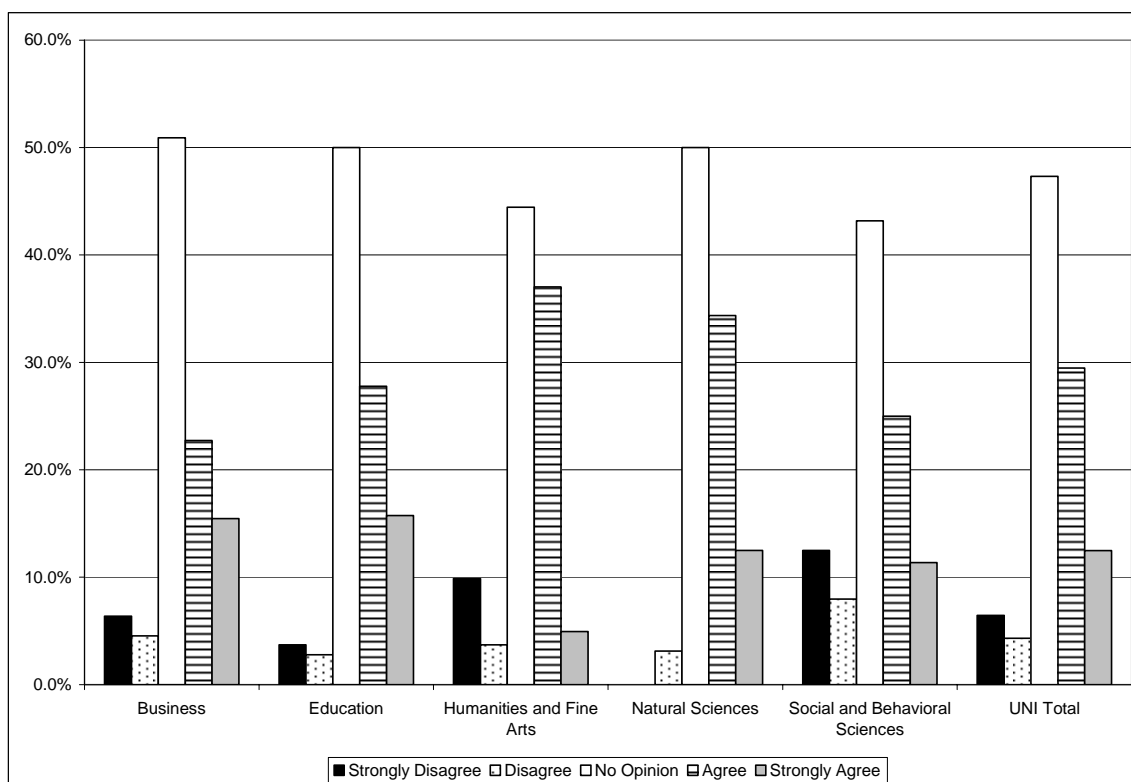
Q11.1. When I ask a librarian for assistance, I usually get a useful response.

		Strongly Disagree	Disagree	No Opinion	Agree	Strongly Agree	Total
Business Administration	N	9	2	31	45	23	110
	%	8.2	1.8	28.2	40.9	20.9	100.0
Education	N	10	0	37	33	28	108
	%	9.3	.0	34.3	30.6	25.9	100.0
Humanities and Fine Arts	N	13	2	14	38	14	81
	%	16.0	2.5	17.3	46.9	17.3	100.0
Natural Sciences	N	0	3	26	19	16	64
	%	.0	4.7	40.6	29.7	25.0	100.0
Social and Behavioral Sciences	N	11	1	25	35	16	88
	%	12.5	1.1	28.4	39.8	18.2	100.0
General/Undecided	N	0	0	1	9	4	14
	%	.0	.0	7.1	64.3	28.6	100.0
Total	N	43	8	134	179	101	465
	%	9.2	1.7	28.8	38.5	21.7	100.0



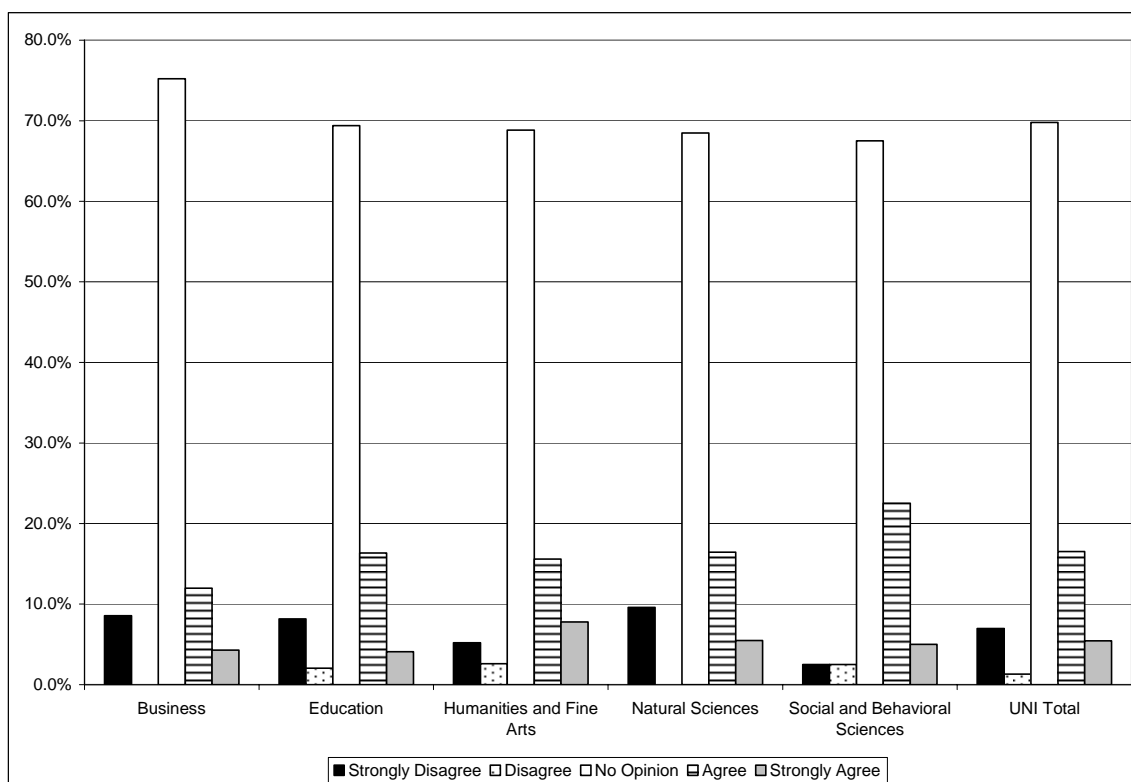
Q11.2. Rod Library instruction sessions (e.g. tours, classes, workshops) have been helpful to me in my academic work.

		Strongly Disagree	Disagree	No Opinion	Agree	Strongly Agree	Total
Business Administration	N	7	5	56	25	17	110
	%	6.4	4.5	50.9	22.7	15.5	100.0
Education	N	4	3	54	30	17	108
	%	3.7	2.8	50.0	27.8	15.7	100.0
Humanities and Fine Arts	N	8	3	36	30	4	81
	%	9.9	3.7	44.4	37.0	4.9	100.0
Natural Sciences	N	0	2	32	22	8	64
	%	.0	3.1	50.0	34.4	12.5	100.0
Social and Behavioral Sciences	N	11	7	38	22	10	88
	%	12.5	8.0	43.2	25.0	11.4	100.0
General/Undecided	N	0	0	4	8	2	14
	%	.0	.0	28.6	57.1	14.3	100.0
Total	N	30	20	220	137	58	465
	%	6.5	4.3	47.3	29.5	12.5	100.0



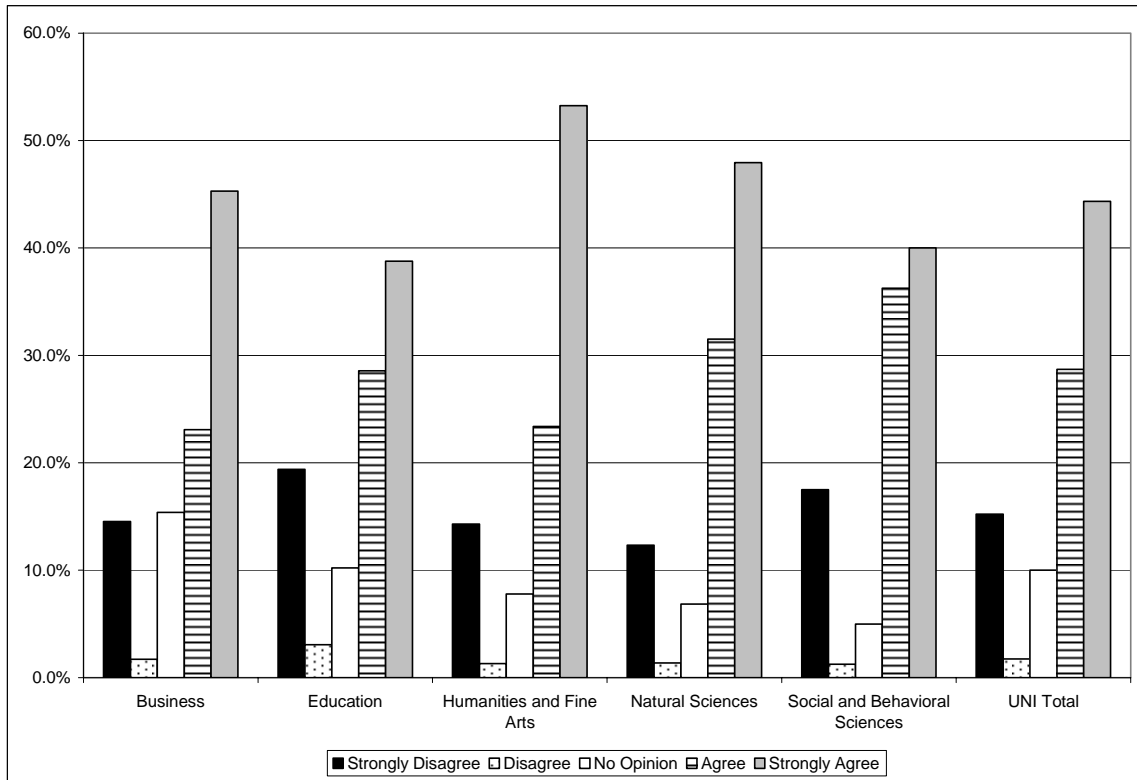
Q12.1. Rod Library's inter-library loan service usually permits me to obtain materials from other libraries within two weeks of my placing a request.

		Strongly Disagree	Disagree	No Opinion	Agree	Strongly Agree	Total
Business Administration	N	10	0	88	14	5	117
	%	8.5	.0	75.2	12.0	4.3	100.0
Education	N	8	2	68	16	4	98
	%	8.2	2.0	69.4	16.3	4.1	100.0
Humanities and Fine Arts	N	4	2	53	12	6	77
	%	5.2	2.6	68.8	15.6	7.8	100.0
Natural Sciences	N	7	0	50	12	4	73
	%	9.6	.0	68.5	16.4	5.5	100.0
Social and Behavioral Sciences	N	2	2	54	18	4	80
	%	2.5	2.5	67.5	22.5	5.0	100.0
General/Undecided	N	1	0	8	4	2	15
	%	6.7	.0	53.3	26.7	13.3	100.0
Total	N	32	6	321	76	25	460
	%	7.0	1.3	69.8	16.5	5.4	100.0



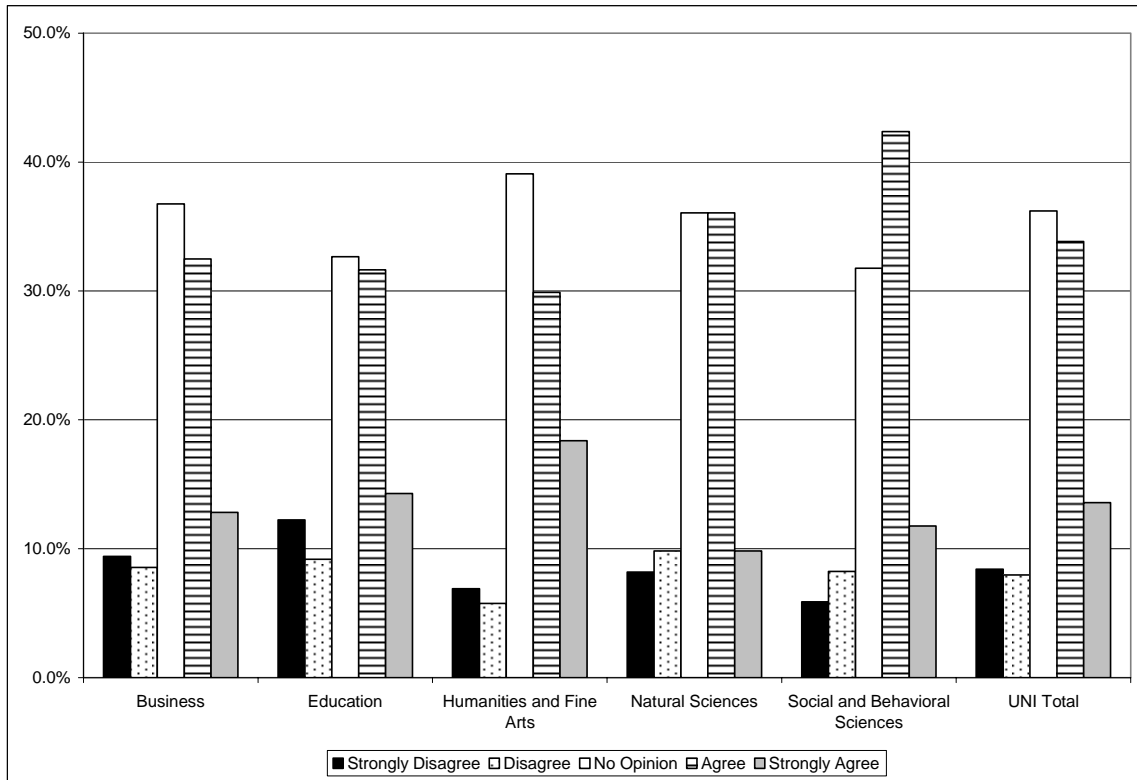
Q12.2. Computers have been a significant part of my coursework at UNI.

		Strongly Disagree	Disagree	No Opinion	Agree	Strongly Agree	Total
Business Administration	N	17	2	18	27	53	117
	%	14.5	1.7	15.4	23.1	45.3	100.0
Education	N	19	3	10	28	38	98
	%	19.4	3.1	10.2	28.6	38.8	100.0
Humanities and Fine Arts	N	11	1	6	18	41	77
	%	14.3	1.3	7.8	23.4	53.2	100.0
Natural Sciences	N	9	1	5	23	35	73
	%	12.3	1.4	6.8	31.5	47.9	100.0
Social and Behavioral Sciences	N	14	1	4	29	32	80
	%	17.5	1.3	5.0	36.3	40.0	100.0
General/Undecided	N	0	0	3	7	5	15
	%	.0	.0	20.0	46.7	33.3	100.0
Total	N	70	8	46	132	204	460
	%	15.2	1.7	10.0	28.7	44.3	100.0



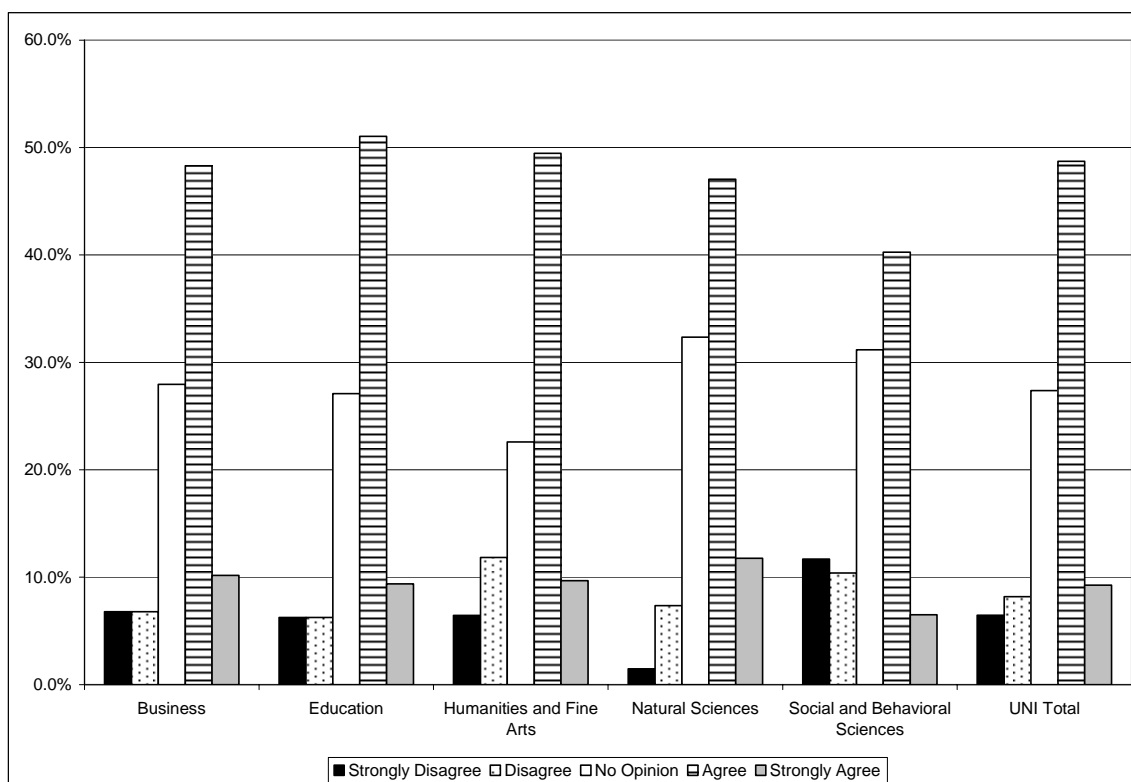
Q13.1. The UNI computer network is generally accessible after 5 pm from off campus.

		Strongly Disagree	Disagree	No Opinion	Agree	Strongly Agree	Total
Business Administration	N	11	10	43	38	15	117
	%	9.4	8.5	36.8	32.5	12.8	100.0
Education	N	12	9	32	31	14	98
	%	12.2	9.2	32.7	31.6	14.3	100.0
Humanities and Fine Arts	N	6	5	34	26	16	87
	%	6.9	5.7	39.1	29.9	18.4	100.0
Natural Sciences	N	5	6	22	22	6	61
	%	8.2	9.8	36.1	36.1	9.8	100.0
Social and Behavioral Sciences	N	5	7	27	36	10	85
	%	5.9	8.2	31.8	42.4	11.8	100.0
General/Undecided	N	0	0	10	4	2	16
	%	.0	.0	62.5	25.0	12.5	100.0
Total	N	39	37	168	157	63	464
	%	8.4	8.0	36.2	33.8	13.6	100.0



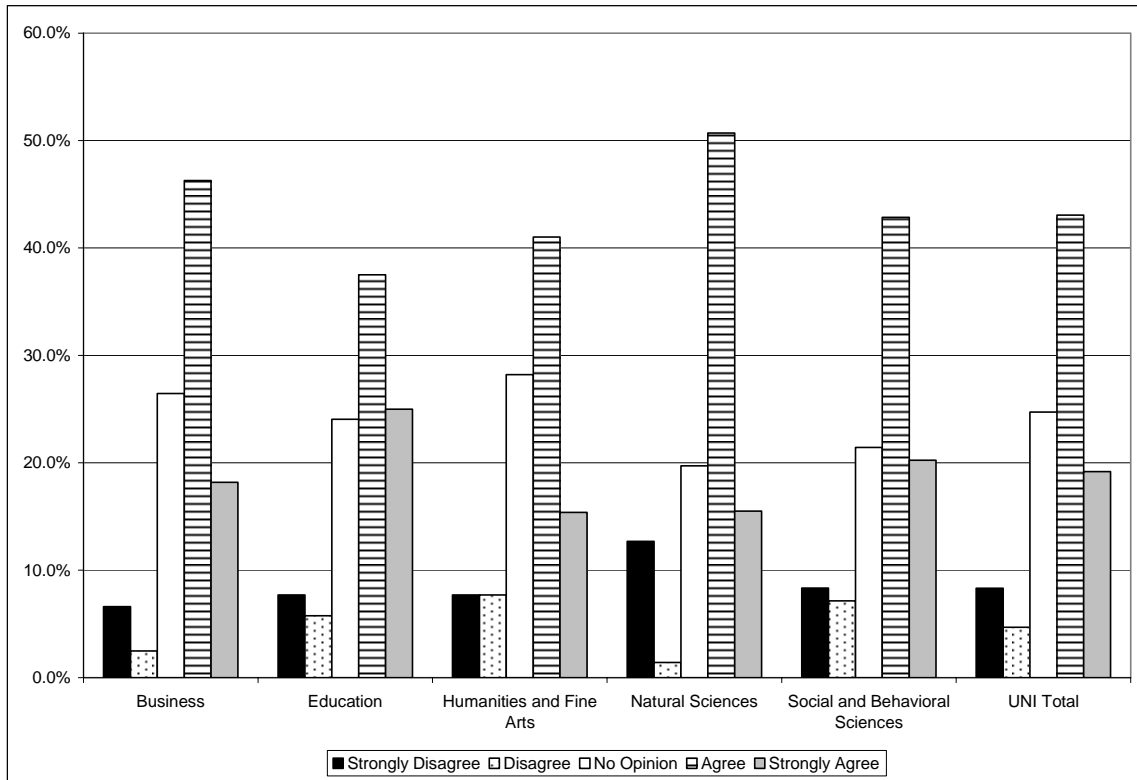
Q14.1. The training I have received at UNI on the use of computers has generally met my educational needs.

		Strongly Disagree	Disagree	No Opinion	Agree	Strongly Agree	Total
Business Administration	N	8	8	33	57	12	118
	%	6.8	6.8	28.0	48.3	10.2	100.0
Education	N	6	6	26	49	9	96
	%	6.3	6.3	27.1	51.0	9.4	100.0
Humanities and Fine Arts	N	6	11	21	46	9	93
	%	6.5	11.8	22.6	49.5	9.7	100.0
Natural Sciences	N	1	5	22	32	8	68
	%	1.5	7.4	32.4	47.1	11.8	100.0
Social and Behavioral Sciences	N	9	8	24	31	5	77
	%	11.7	10.4	31.2	40.3	6.5	100.0
General/Undecided	N	0	0	1	11	0	12
	%	.0	.0	8.3	91.7	.0	100.0
Total	N	30	38	127	226	43	464
	%	6.5	8.2	27.4	48.7	9.3	100.0



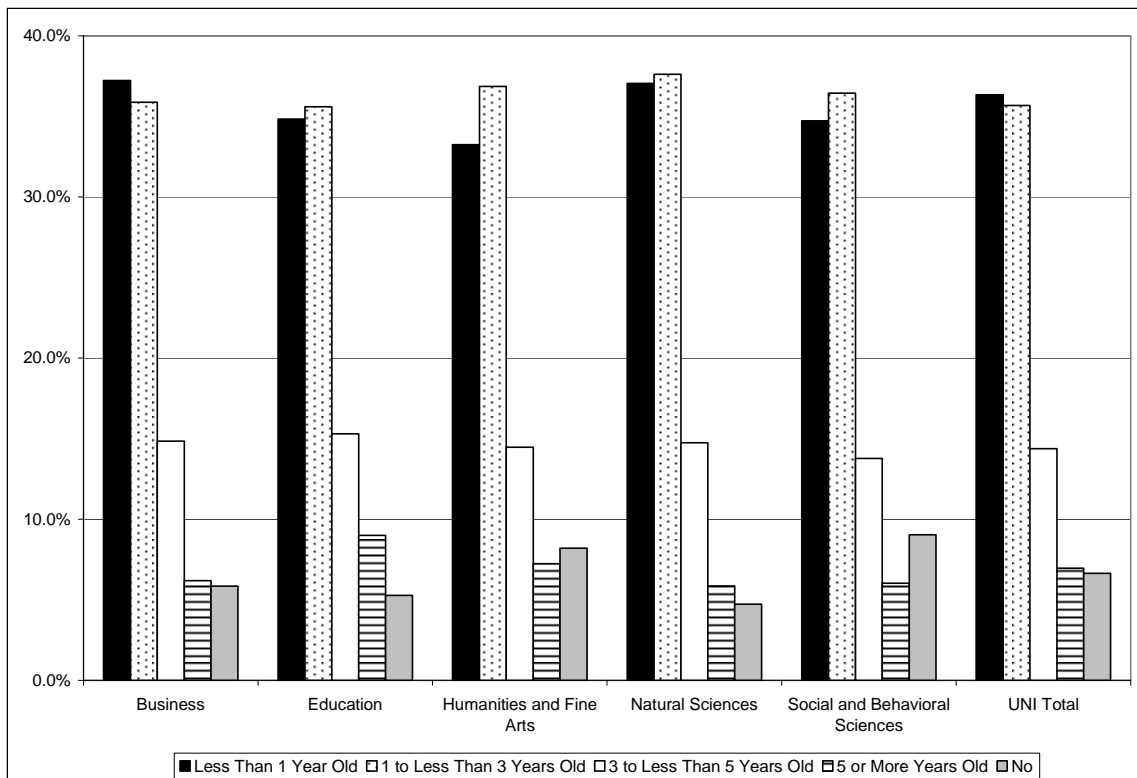
Q15.1. I feel I have been exposed to the computer tools necessary for me to use and learn about computing in my chosen profession or field following graduation.

		Strongly Disagree	Disagree	No Opinion	Agree	Strongly Agree	Total
Business Administration	N	8	3	32	56	22	121
	%	6.6	2.5	26.4	46.3	18.2	100.0
Education	N	8	6	25	39	26	104
	%	7.7	5.8	24.0	37.5	25.0	100.0
Humanities and Fine Arts	N	6	6	22	32	12	78
	%	7.7	7.7	28.2	41.0	15.4	100.0
Natural Sciences	N	9	1	14	36	11	71
	%	12.7	1.4	19.7	50.7	15.5	100.0
Social and Behavioral Sciences	N	7	6	18	36	17	84
	%	8.3	7.1	21.4	42.9	20.2	100.0
General/Undecided	N	1	0	5	3	2	11
	%	9.1	.0	45.5	27.3	18.2	100.0
Total	N	39	22	116	202	90	469
	%	8.3	4.7	24.7	43.1	19.2	100.0



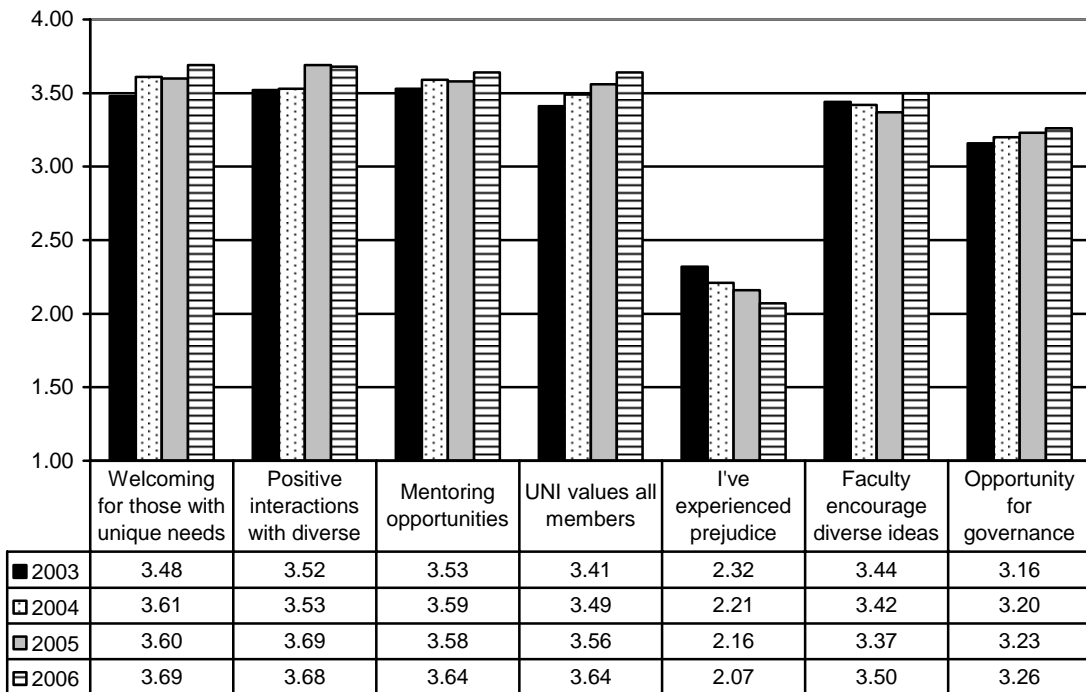
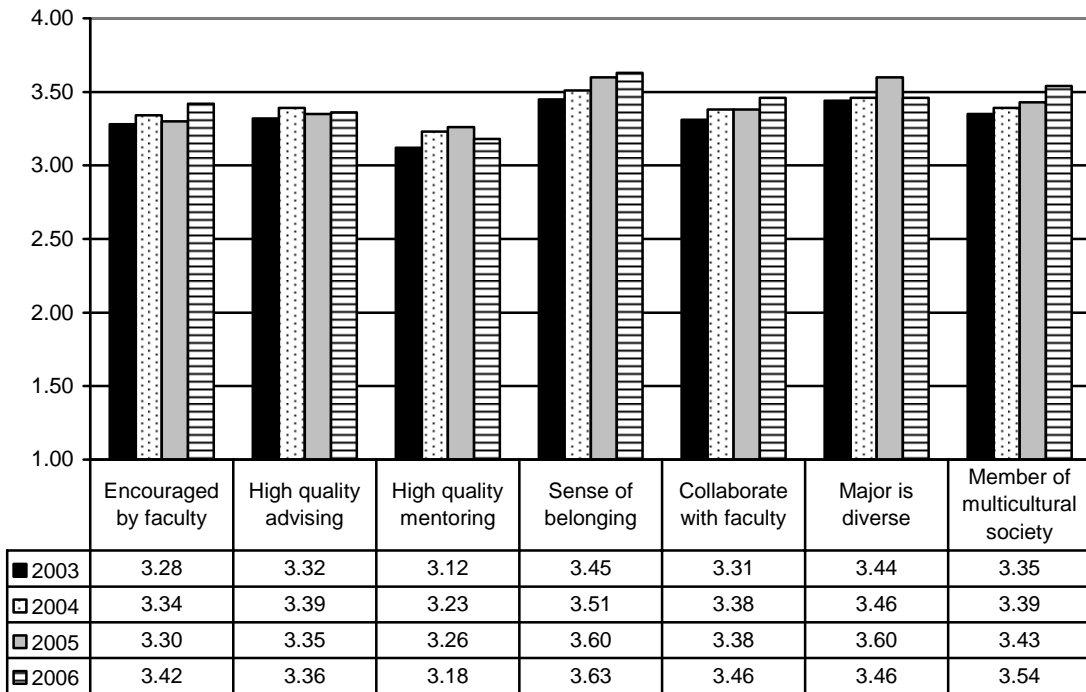
Q16.2. Do you have a computer for your personal use available during the school year?

		Less Than 1 Year Old	1 to Less Than 3 Years Old	3 to Less Than 5 Years Old	5 or More Years Old	No	Total
Business Administration	N	331	319	132	55	52	889
	%	37.2	35.9	14.8	6.2	5.8	100.0
Education	N	271	277	119	70	41	778
	%	34.8	35.6	15.3	9.0	5.3	100.0
Humanities and Fine Arts	N	239	265	104	52	59	719
	%	33.2	36.9	14.5	7.2	8.2	100.0
Natural Sciences	N	196	199	78	31	25	529
	%	37.1	37.6	14.7	5.9	4.7	100.0
Social and Behavioral Sciences	N	242	254	96	42	63	697
	%	34.7	36.4	13.8	6.0	9.0	100.0
General/Undecided	N	84	24	10	11	9	138
	%	60.9	17.4	7.2	8.0	6.5	100.0
Total	N	1363	1338	539	261	249	3750
	%	36.3	35.7	14.4	7.0	6.6	100.0

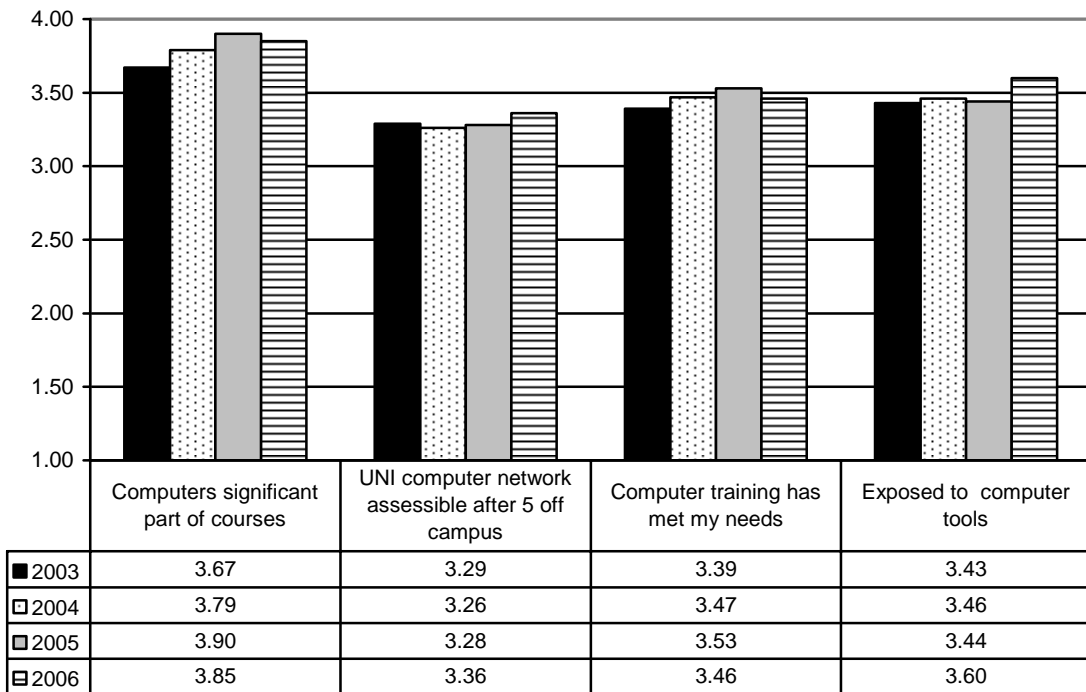
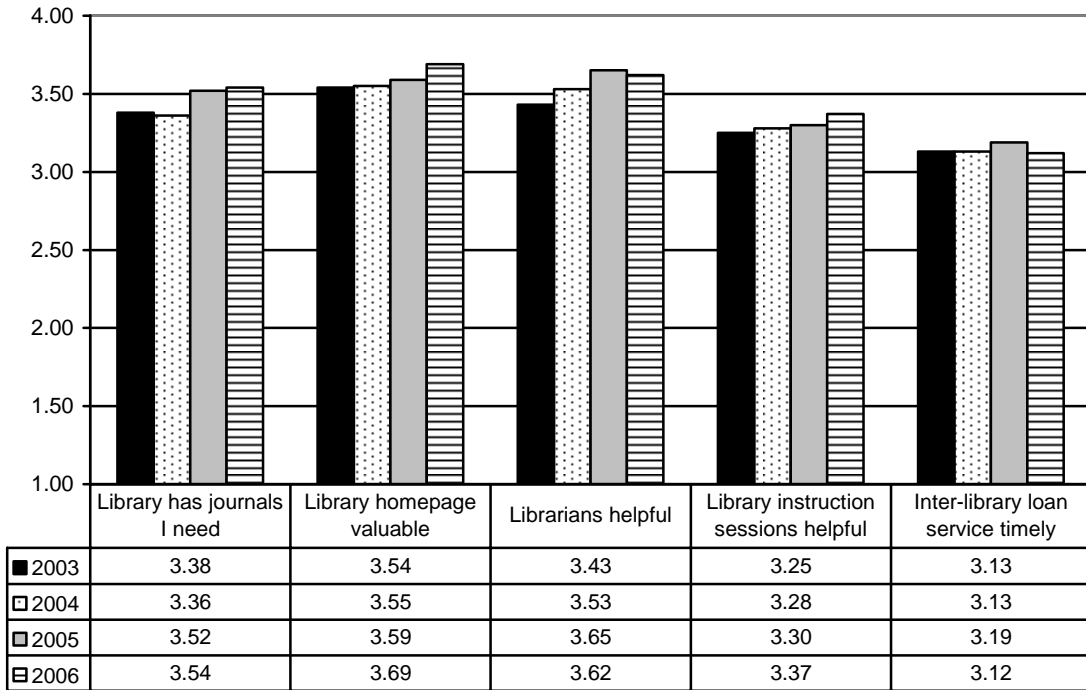


Section 2

Multiple Year Comparison of the UNI Student Satisfaction Survey 2003-2006



Multiple Year Comparison (continued)



Appendix A

Appendix A

- 1.1 I am encouraged by faculty and staff to participate in university-related intellectual activities (e.g. guest speakers, symposia, conferences).
- 1 Strongly disagree
 - 2 Disagree
 - 3 Neutral/No Opinion
 - 4 Agree
 - 5 Strongly agree
- 1.2 I have received high quality advising at UNI.
- 1 Strongly disagree
 - 2 Disagree
 - 3 Neutral/No Opinion
 - 4 Agree
 - 5 Strongly agree
- 2.1 I have had a high quality mentoring relationship with a UNI faculty or staff member.
- 1 Strongly disagree
 - 2 Disagree
 - 3 Neutral/No Opinion
 - 4 Agree
 - 5 Strongly agree
- 2.2 I feel a sense of belonging to the university community.
- 1 Strongly disagree
 - 2 Disagree
 - 3 Neutral/No Opinion
 - 4 Agree
 - 5 Strongly agree
- 3.1 I have collaborated with faculty or staff on academic or extracurricular activities.
- 1 Strongly disagree
 - 2 Disagree
 - 3 Neutral/No Opinion
 - 4 Agree
 - 5 Strongly agree

3.2 My academic major includes information on multiple cultures and points of view.

- 1 Strongly disagree
- 2 Disagree
- 3 Neutral/No Opinion
- 4 Agree
- 5 Strongly agree

4.1 UNI is effectively preparing me to be a contributing member of a multicultural / multinational world.

- 1 Strongly disagree
- 2 Disagree
- 3 Neutral/No Opinion
- 4 Agree
- 5 Strongly agree

4.2 UNI provides a welcoming and responsive environment for members of the UNI community who have unique needs that may affect their opportunity for success.

- 1 Strongly disagree
- 2 Disagree
- 3 Neutral/No Opinion
- 4 Agree
- 5 Strongly agree

5.1 I have experienced positive social interactions with students who have different backgrounds or beliefs than my own.

- 1 Strongly disagree
- 2 Disagree
- 3 Neutral/No Opinion
- 4 Agree
- 5 Strongly agree

5.2 UNI provides opportunities for mentoring and social interaction among students, faculty, and staff.

- 1 Strongly disagree
- 2 Disagree
- 3 Neutral/No Opinion
- 4 Agree
- 5 Strongly agree

- 6.1 UNI values all of its members regardless of race, ethnicity, sex, age, sexual orientation, religious beliefs, physical disability, or socioeconomic status.
- 1 Strongly disagree
 - 2 Disagree
 - 3 Neutral/No Opinion
 - 4 Agree
 - 5 Strongly agree
- 6.2 Do you have a computer for your personal use available during the school year?
- 1 Yes, less than 1 year old
 - 2 Yes, 1 to less than 3 years old
 - 3 Yes, 3 to less than 5 years old
 - 4 Yes, 5 or more years old
 - 5 No
- 7.1 I have experienced a prejudicial remark or behavior on campus tied to my race, ethnicity, sex, age, sexual orientation, religious beliefs, physical disability, or socioeconomic status.
- 1 Strongly disagree
 - 2 Disagree
 - 3 Neutral/No Opinion
 - 4 Agree
 - 5 Strongly agree
- 7.2 Do you have a computer for your personal use available during the school year?
- 1 Yes, less than 1 year old
 - 2 Yes, 1 to less than 3 years old
 - 3 Yes, 3 to less than 5 years old
 - 4 Yes, 5 or more years old
 - 5 No
- 8.1 Faculty encourage the expression of diverse points of view in the classroom.
- 1 Strongly disagree
 - 2 Disagree
 - 3 Neutral/No Opinion
 - 4 Agree
 - 5 Strongly agree

8.2 Do you have a computer for your personal use available during the school year?

- 1 Yes, less than 1 year old
- 2 Yes, 1 to less than 3 years old
- 3 Yes, 3 to less than 5 years old
- 4 Yes, 5 or more years old
- 5 No

9.1 UNI provides opportunities for participation in university governance activities.

- 1 Strongly disagree
- 2 Disagree
- 3 Neutral/No Opinion
- 4 Agree
- 5 Strongly agree

9.2 Do you have a computer for your personal use available during the school year?

- 1 Yes, less than 1 year old
- 2 Yes, 1 to less than 3 years old
- 3 Yes, 3 to less than 5 years old
- 4 Yes, 5 or more years old
- 5 No

10.1 The library usually has the scholarly journals (periodicals) and other materials I need for my studies.

- 1 Strongly disagree
- 2 Disagree
- 3 Neutral/No Opinion
- 4 Agree
- 5 Strongly agree

10.2 The Rod Library home page is a valuable resource for finding information on the Internet.

- 1 Strongly disagree
- 2 Disagree
- 3 Neutral/No Opinion
- 4 Agree
- 5 Strongly agree

- 11.1 When I ask a librarian for assistance, I usually get a useful response.
- 1 Strongly disagree
 - 2 Disagree
 - 3 Neutral/No Opinion
 - 4 Agree
 - 5 Strongly agree
- 11.2 Rod Library instruction sessions (e.g. tours, classes, workshops) have been helpful to me in my academic work.
- 1 Strongly disagree
 - 2 Disagree
 - 3 Neutral/No Opinion
 - 4 Agree
 - 5 Strongly agree
- 12.1 Rod Library's inter-library loan service usually permits me to obtain materials from other libraries within two weeks of my placing a request.
- 1 Strongly disagree
 - 2 Disagree
 - 3 Neutral/No Opinion
 - 4 Agree
 - 5 Strongly agree
- 12.2 Computers have been a significant part of my coursework at UNI.
- 1 Strongly disagree
 - 2 Disagree
 - 3 Neutral/No Opinion
 - 4 Agree
 - 5 Strongly agree
- 13.1 The UNI computer network is generally accessible after 5 pm from off campus.
- 1 Strongly disagree
 - 2 Disagree
 - 3 Neutral/No Opinion
 - 4 Agree
 - 5 Strongly agree

13.2 Do you have a computer for your personal use available during the school year?

- 1 Yes, less than 1 year old
- 2 Yes, 1 to less than 3 years old
- 3 Yes, 3 to less than 5 years old
- 4 Yes, 5 or more years old
- 5 No

14.1 The training I have received at UNI on the use of computers has generally met my educational needs.

- 1 Strongly disagree
- 2 Disagree
- 3 Neutral/No Opinion
- 4 Agree
- 5 Strongly agree

14.2 Do you have a computer for your personal use available during the school year?

- 1 Yes, less than 1 year old
- 2 Yes, 1 to less than 3 years old
- 3 Yes, 3 to less than 5 years old
- 4 Yes, 5 or more years old
- 5 No

15.1 I feel I have been exposed to the computer tools necessary for me to use and learn about computing in my chosen profession or field following graduation.

- 1 Strongly disagree
- 2 Disagree
- 3 Neutral/No Opinion
- 4 Agree
- 5 Strongly agree

15.2 Do you have a computer for your personal use available during the school year?

- 1 Yes, less than 1 year old
- 2 Yes, 1 to less than 3 years old
- 3 Yes, 3 to less than 5 years old
- 4 Yes, 5 or more years old
- 5 No

16.1 Will it hinder your ability to register or prepare to register if the Schedule of Classes is only available electronically (on the web)?

- 1 Yes
- 2 No

16.2 Do you have a computer for your personal use available during the school year?

- 1 Yes, less than 1 year old
- 2 Yes, 1 to less than 3 years old
- 3 Yes, 3 to less than 5 years old
- 4 Yes, 5 or more years old
- 5 No

17.1 How many of your children need child care?

- 1 1 child
- 2 children
- 3 3+ children
- 4 No children

17.2 What type of child care do you need?

- 1 Half day
- 2 Full day
- 3 Before/after school
- 4 Evenings
- 5 No children

18.1 Do you use child care in order to attend UNI?

- 1 Yes
- 2 No
- 3 No children

18.2 Does your current child care meet your needs?

- 1 Yes
- 2 No
- 3 No children