

## Outcome Measures 2016-17

Institution: University of Northern Iowa (154095)  
User ID: P1540951

### Overview

#### Outcome Measures Overview

Welcome to the IPEDS Outcome Measures (OM) survey component. The OM component collects award and enrollment data from degree-granting institutions on four undergraduate cohorts at two points in time: six-year and eight-year.

The four cohorts of degree/certificate-seeking undergraduates are:

- Full-time, first-time entering (FTFT)
- Part-time, first-time entering (PTFT)
- Full-time, non-first-time entering (FTNFT)
- Part-time, non-first-time entering (PTNFT)

#### Updates:

- New for the 2016-17 collection, initial cohort data will be preloaded in the six-year award screen for the four cohorts (FTFT, PTFT, FTNFT, PTNFT). In addition, for applicable institutions, the revised FTFT cohort will also be preloaded to ensure that Graduation Rates 200% match with OM's 8-year award rates.
- IPEDS will ask for an estimated time it took you to complete the OM survey component. Include in that estimate the time to review instructions, research data sources, complete and review the component, and submit the data.
- There are two new changes on the Award and Enrollment Status at Eight-year Screen: 1) The Revised Cohort column is no longer available. Revised cohorts can only be entered on the Award Status at Six-year Screen and 2) Last year's data collection had an Exclusions column for the entire Eight-year period. This column has changed to an Additional Exclusions column (September 1, 2014 through August 31, 2016).
- A new calculated total row, which represents all entering students, has been added to the bottom of both the Six-year and Eight-year screens.

#### Data Reporting Reminders:

All reporting institutions will report on an entering cohort year: **2008**

Six-year status will be as of **August 31, 2014**

Eight-year status will be as of **August 31, 2016**

#### Reporting Tips:

- Follow directions on who to include and exclude in your cohorts. Inclusion and exclusion directions are similar to Graduation Rates.
- Carefully read each [OM FAQ](#) before reporting your institution's data. NOTE: There is a new FAQ (#10) which addresses if your institution changed its calendar system (i.e., academic year, hybrid, or program).

#### Coverage:

For academic year reporters (standard academic terms - semesters, trimesters, quarters, or 4-1-4 plan), institutions will report using a fall cohort. Institutions may either use October 15, 2008 or the institution's official fall reporting date.

For program and hybrid reporters (not on standard academic terms), institutions will report using a full-year cohort. Institutions will report during the period between September 1, 2008 and August 31, 2009.

#### Resources:

To download the survey materials for this component: [Survey Materials](#)

To access your prior year data submission for this component: [Reported Data](#)




If you have questions about completing this survey, please contact the **IPEDS Help Desk at 1-877-225-2568**.

### Award Status at Six Years

**Award Status at Six Years Directions: Refer to 2016-17 Survey Materials' Instructions for Award Status at Six Years.**

**Complete this screen for the 2008 entering cohort.**

**The 6 year period is the time the cohort enters through August 31, 2014.**


	2008 cohort	Revised 2008 cohort	Exclusions to 2008 cohort	Adjusted 2008 cohort	 Awarded by your institution	Percent of adjusted cohort who received an award from your institution
<b>First-time entering</b>						
Full-time	<b>1,986</b>	<b>1,976</b>	0	1,976	1,261	64
Part-time	<b>29</b>	 15	0	15	3	20
<b>Non-first-time entering</b>						
Full-time	<b>973</b>	970	0	970	679	70
Part-time	<b>79</b>	 43	0	43	28	65
<b>Total entering students</b>						
	<b>3,067</b>	3,004	0	3,004	1,971	66

### Award and Enrollment Status at Eight Years

**Award and Enrollment Status at Eight Years Directions: Refer to 2016-17 Survey Materials' Instructions for Award and Enrollment Status at Eight Years.**

**Complete this screen for the 2008 entering cohort. The 8 year period is the time the cohort enters through August 31, 2016.**

	2008 Cohort (preloaded adjusted cohort from six year award status screen)	Additional Exclusions (September 1, 2014 through August 31, 2016)	Adjusted 2008 Cohort	Awarded by your institution	Students who did not receive an award from your institution through August 31, 2016				Percent of adjusted cohort who received an award from your institution	Percent of adjusted cohort who did not receive an award, but are still enrolled at your institution or subsequently enrolled at another institution
					Number still enrolled at your institution	Number who subsequently enrolled at another institution	Number of students whose subsequent enrollment status is unknown	Total number who did not receive an award from your institution		
<b>First-time entering</b>										
Full-time	1,976	0	1,972	1,297	9	500	166	675	66	26
Part-time	15	0	15	4	0	7	4	11	27	47
<b>Non-first-time entering</b>										
Full-time	970	0	970	680	4	182	104	290	70	19
Part-time	43	0	43	30	0	12	1	13	70	28
<b>Total entering students</b>										
	3,004	0	3,000	2,011	13	701	275	989	67	24

 You may use the space below to provide context for the data you've reported above. These context notes will be posted on the College Navigator website, and should be written to be understood by students and parents.

## Prepared by

### This survey component was prepared by:

<input type="radio"/> Keyholder	<input type="radio"/> SFA Contact	<input type="radio"/> HR Contact
<input type="radio"/> Finance Contact	<input type="radio"/> Academic Library Contact	<input checked="" type="radio"/> Other

Name: Wendy Mulder
Email: wendy.mulder@uni.edu

How long did it take to prepare this survey component?	hours	minutes
--	-------	---------

The name of the preparer is being collected so that we can follow up with the appropriate person in the event that there are questions concerning the data. The Keyholder will be copied on all email correspondence to other preparers.

The time it took to prepare this component is being collected so that we can continue to improve our estimate of the reporting burden associated with IPEDS. Please include in your estimate the time it took for you to review instructions, query and search data sources, complete and review the component, and submit the data through the Data Collection System.

Thank you for your assistance.

**Summary****Outcome Measures Component Summary**

IPEDS collects important information regarding your institution. All data reported in IPEDS survey components become available in the IPEDS Data Center and appear as aggregated data in various Department of Education reports. Additionally, some of the reported data appears specifically for your institution through the College Navigator website. The purpose of this summary is to provide you an opportunity to view some of the data that, when accepted through the IPEDS quality control process, will appear on the College Navigator website. College Navigator is updated approximately three months after the data collection period closes.

Please review your data for accuracy. If you have questions about the data displayed below after reviewing the data reported on the survey screens, please contact the IPEDS Help Desk at: 1-877-225-2568 or [ipedshelp@rti.org](mailto:ipedshelp@rti.org).

Cohort	6-year Award Rate	8-year Award Rate	Still enrolled at your institution after 8 years	Did not receive an award and subsequently enrolled at another institution
Full-time, First-time	64%	66%	0%	25%
Part-time, First-time	20%	27%	0%	47%
Full-time, Non-first-time	70%	70%	0%	19%
Part-time, Non-first-time	65%	70%	0%	28%

## Outcome Measures

## University of Northern Iowa (154095)

Source	Description	Severity	Resolved	Options
<b>Screen: Award Status at Six Years</b>				
Screen Entry	The number of part-time, first-time students reported for the Revised 2008 cohort through August 31, 2014 (15) is outside the expected range of between 21 and 37 based on the 2008 cohort. Please correct your data or contact the IPEDS Help Desk for assistance. (Error #13105)	Fatal	Yes	
Reason:	Overridden by administrator. This institution has re-run their data and confirm the updated figure is accurate. LRC			
Screen Entry	The number of part-time, non-first-time students reported for the Revised 2008 cohort through August 31, 2014 (43) is outside the expected range of between 56 and 102 based on the 2008 cohort. Please correct your data or contact the IPEDS Help Desk for assistance. (Error #13107)	Fatal	Yes	
Reason:	Overridden by administrator. This institution has re-run their data and confirm the updated figure is accurate. LRC			