

Institution: University of Northern Iowa (154095)
User ID: P1540951

Part A - Mission Statement

1. Provide the institution's mission statement or a web address (URL) where the mission statement can be found. Typed statements are limited to 2,000 characters or less. The mission statement will be available to the public on College Navigator.

Mission Statement URL:
Please begin URL with "http://" or "https://"

Mission Statement

2. Are all the programs at your institution offered completely via distance education?

- Yes
- No

Institution: University of Northern Iowa (154095)
User ID: P1540951

Part B - Admissions and Estimated Enrollment


1. Does your institution have an open admission policy for all or most entering first-time degree/certificate-seeking undergraduate-level students?

If the only requirement for admission is a high school diploma or GED/other equivalent, your institution is still considered open admission. Institutions that require only an Ability to Benefit or similar test beyond the diploma/equivalent, and only reject a very small number of students based on the test, are also considered open admission.

If your institution does not have an open admission policy, you will be expected to answer additional questions (B2, B3, and B4) regarding your admissions procedures and admissions yield.

Yes

No

 You may use the space below to provide context for the data you've reported above. These context notes will be posted on the College Navigator website, and should be written to be understood by students and parents.


Institution: University of Northern Iowa (154095)
User ID: P1540951

Part B - Admission Requirements and Services - Admission Considerations

2. Please select the option that best describes how your institution uses any of the following data in its undergraduate selection process.

Admission Considerations	Required	Recommended	Neither Required nor Recommended	Don't Know
Secondary school GPA	<input checked="" type="radio"/>	<input type="radio"/>	<input type="radio"/>	<input type="radio"/>
Secondary school rank	<input checked="" type="radio"/>	<input type="radio"/>	<input type="radio"/>	<input type="radio"/>
Secondary school record	<input checked="" type="radio"/>	<input type="radio"/>	<input type="radio"/>	<input type="radio"/>
Completion of college-preparatory program	<input checked="" type="radio"/>	<input type="radio"/>	<input type="radio"/>	<input type="radio"/>
Recommendations	<input type="radio"/>	<input type="radio"/>	<input checked="" type="radio"/>	<input type="radio"/>
Formal demonstration of competencies (e.g., portfolios, certificates of mastery, assessment instruments)	<input type="radio"/>	<input type="radio"/>	<input checked="" type="radio"/>	<input type="radio"/>
Admission test scores				
<u>SAT / ACT</u>	<input checked="" type="radio"/>	<input type="radio"/>	<input type="radio"/>	<input type="radio"/>
Other Test (ABT, Wonderlic, WISC-III, etc.) Note: If this is the only requirement other than a diploma or equivalent, and few students are not admitted due to this test, please return to question 1 and indicate that your institution is open admission.	<input type="radio"/>	<input type="radio"/>	<input checked="" type="radio"/>	<input type="radio"/>
<u>TOEFL</u> (Test of English as a Foreign Language)	<input checked="" type="radio"/>	<input type="radio"/>	<input type="radio"/>	<input type="radio"/>

	<input type="text"/>	<input type="text"/>
SAT Writing	<input type="text"/>	<input type="text"/>
ACT Composite	21	26
ACT English	19	25
ACT Math	18	25
ACT Writing	<input type="text"/>	<input type="text"/>

 You may use the space below to provide context for the data you've reported above. These context notes will be posted on the College Navigator website, and should be written to be understood by students and parents.

Institution: University of Northern Iowa (154095)
 User ID: P1540951

Part B - Estimated Fall Enrollment

Estimated 2011 Fall Enrollment

Provide an early estimate of the institution's fall enrollment for all levels offered. Levels should match those indicated 'Yes' in the IC Header survey. If you made an error in the Header survey, please contact the Help Desk.

These data will NOT appear in College Navigator, but will be made available via the IPEDS Data Center.

Estimates should be based on the definitions used in the IPEDS Fall Enrollment component submitted during the spring collection (for academic institutions report an estimate of the students that are/will be enrolled as of October 15, 2011; for program reporter institutions report an estimate of students enrolled in your institution at any time between August 1 and October 31, 2011). Prior year (PY) Fall Enrollment counts are provided for reference.

	Full-time	FT PY Enrollment	Part-time	PT PY Enrollment	Total
Undergraduate (academic or occupational programs)	<input type="text" value="10,156"/>	10,378	<input type="text" value="1,251"/>	1,013	11,407
Of undergraduates, those who are first-time, degree/certificate-seeking students	<input type="text" value="1,887"/>	1,942	<input type="text" value="55"/>	36	1,942
Graduate	<input type="text" value="754"/>	770	<input type="text" value="1,007"/>	1,040	1,761

Institution: University of Northern Iowa (154095)
User ID: P1540951

Part C - Student Services - Special Learning Opportunities

1. Does your institution accept any of the following? [Check all that apply]

- Dual credit (college credit earned while in high school)
- Credit for life experiences
- Advanced placement (AP) credits
- None of the above

2. What types of special learning opportunities are offered by your institution? [Check all that apply]

- Distance learning opportunities (e-learning)
- ROTC
 - Army
 - Navy
 - Air Force
- Study abroad
- Weekend/evening college
- Teacher certification (for the elementary, middle school/junior high, or secondary level)
 - Do **not** include certifications to teach at the postsecondary level.
 - Students can complete their preparation in certain areas of specialization
 - Students must complete their preparation at another institution for certain areas of specialization
 - This institution is approved by the state for the initial certification or licensure of teachers
- None of the above

3. If your institution grants a bachelor's degree or higher but does not offer a full 4-year program of study at the undergraduate level, how many years of completed college-level work are required for entrance?

Number of years

Select One ▾

Institution: University of Northern Iowa (154095)
User ID: P1540951

Part C - Student Services - Services, Library, Tuition

4. Which of the following selected student services are offered by your institution? [Check all that apply]


<input checked="" type="checkbox"/>	<u>Remedial services</u>
<input checked="" type="checkbox"/>	Academic/career <u>counseling services</u>
<input checked="" type="checkbox"/>	<u>Employment services for current students</u>
<input checked="" type="checkbox"/>	<u>Placement services for program completers</u>
<input checked="" type="checkbox"/>	On-campus <u>day care</u> for children of students
<input type="checkbox"/>	None of the above

5. Does your institution have its own library or are you financially supporting a shared library with another postsecondary education institution?

<input checked="" type="radio"/>	Have our own library
<input type="radio"/>	Do not have our own library but contribute financial support to a shared library
<input type="radio"/>	Neither of the above

6. Indicate whether or not any of the following alternative tuition plans are offered by your institution.

<input type="radio"/>	No
<input checked="" type="radio"/>	Yes
<input type="checkbox"/>	<u>Tuition guarantee</u>
<input type="checkbox"/>	<u>Prepaid tuition plan</u>
<input checked="" type="checkbox"/>	<u>Tuition payment plan</u>
<input type="checkbox"/>	Other (specify in box below)

 You may use the space below to provide context for the data you've reported above. These context notes will be posted on the College Navigator website, and should be written to be understood by students and parents.


Institution: University of Northern Iowa (154095)
User ID: P1540951

Part C - Disability Service

Please indicate the percentage of all undergraduates enrolled during fall 2010 who were formally registered as students with disabilities with the institution's office of disability services (or the equivalent office).

3 percent or less

More than 3 percent: %

 You may use the space below to provide context for the data you've reported above. These context notes will be posted on the College Navigator website, and should be written to be understood by students and parents.

Institution: University of Northern Iowa (154095)

User ID: P1540951

Part D - Student Charges Questions

1. Are all full-time, first-time degree/certificate-seeking students required to live on campus or in institutionally-controlled housing?

If you answer **Yes** to this question, you will not be asked to report off-campus room and board in the price of attendance (D11).

If you make any exceptions to this rule, and have first-time, full-time students living off-campus, please answer **No** so that this does not cause conflicts with the Student Financial Aid survey.

- No
- Yes

2. Does your institution charge different tuition for in-district, in-state, or out-of-state students?

If you answer **Yes** to this question, you will be expected to report tuition amounts for in-district, in-state, and out-of-state students.

Please only select **Yes** if you really charge different tuition rates, or you will be reporting the same numbers 3 times.

- No
- Yes

3. Does your institution offer institutionally-controlled housing (either on or off campus)?

If you answer **Yes** to this question, you will be expected to specify a housing capacity, and to report a room charge or a combined room and board charge (D10).

- No
- Yes

Specify housing capacity for academic year 2011-12

4,929

4. Do you offer board or meal plans to your students?

If you answer **Yes** to this question, you will be expected to report a board charge or combined room and board charge (D10).

- No
- Yes - Enter the number of meals per week in the maximum meal plan available

25

- Yes - Number of meals per week can vary (e.g., students' charge meals against a meal card)

Institution: University of Northern Iowa (154095)
 User ID: P1540951

Part D - Undergraduate Student Charges

If the institution charges an application fee, indicate the amount.

	Amount	Prior year
<u>Undergraduate application fee</u>	40	40

5. Charges to full-time undergraduate students for the full academic year 2011-12

Please be sure to report an average tuition that includes all students at all levels (freshman, sophomore, etc.).

	In-district	Prior year	In-state	Prior year	Out-of-state	Prior year
All full-time undergraduates						
Average tuition	6,408	6,102	6,408	6,102	15,164	14,442
Required fees	942	906	942	906	942	906

6. Per credit hour charge for part-time undergraduate students

Please be sure to report an average per credit tuition that includes all students at all levels (freshman, sophomore, etc.).

	In-district	Prior year	In-state	Prior year	Out-of-state	Prior year
Per credit hour charge	267	255	267	255	632	602

Institution: University of Northern Iowa (154095)
 User ID: P1540951

Part D - Graduate Student Charges

If the institution charges an application fee, indicate the amount.

	Amount	Prior year
Graduate application fee	50	50

*Please do not include tuition for Doctor's Degree – Professional Practice programs.
 Data for those programs are collected separately.*

7. Charges to full-time graduate students for the full academic year 2011-12

	In-district	Prior year	In-state	Prior year	Out-of-state	Prior year
Average tuition	7,476	7,120	7,476	7,120	16,410	15,628
Required fees	942	906	942	906	942	906

8. Per credit hour charge for part-time graduate students

	In-district	Prior year	In-state	Prior year	Out-of-state	Prior year
Per credit hour charge	415	396	415	396	912	868

Institution: University of Northern Iowa (154095)
User ID: P1540951

Part D - Student Charges - Room and Board

10. What are the typical room and board charges for a student for the full academic year 2011-12?

If your institution offers room or board at no charge to students, enter zero.

If you report room and board separately, leave the combined charge blank. If you report a combined charge, leave the room and board charges blank.

Room and board charges	Amount	Prior year
Room charge (Double occupancy)	3,606	3,391
Board charge (Maximum plan)	3,820	3,729
Combined room and board charge (Answer only if you CANNOT separate room and board charges.)	NA	

Institution: University of Northern Iowa (154095)
 User ID: P1540951

Part D - Student Charges - Price of Attendance

11. Cost (price) of attendance for full-time, first-time undergraduate students:


Please enter the amounts requested below. These data will be made available to the public on College Navigator. Data for prior years may be corrected. If your institution participates in any Title IV programs (Pell, Stafford, etc.), you must complete all information for the current year. *Estimates of expenses for books and supplies, room and board, and other expenses are those from the Cost of Attendance report used by the financial aid office in determining financial need. Please talk to your financial aid office to get these numbers, to ensure that you are reporting correct numbers.*

Leave items that do not apply blank and the system will fill in as "not applicable" or indicate that more information is needed. For example, if your institution was not open in 2008-09, leave those cells blank and call the Help Desk to override any errors. DO NOT attempt to overcome the errors by entering false data.

If the 2011-12 tuition and/or fees for entering students are covered by a tuition guarantee program, check the applicable box(es) under 'Tuition Guarantee'. Additionally, if the guarantee is not for a 0% increase, please indicate the maximum % increase guarantee. These numbers are expected to be fairly small. Please contact the Help Desk if you are confused about these values and how to report them.

Charges for full academic year	2008-09	2009-10	2010-11	2011-12	Tuition Guarantee (check only if applicable to entering students in 2011-12)	Guaranteed increase %
Published tuition and required fees:						
In-district Tuition	5,524	5,756	6,102	6,408	<input type="checkbox"/>	
Required fees	852	880	906	942	<input type="checkbox"/>	
Tuition + fees total	6,376	6,636	7,008	7,350		
PY tuition + fees total	6,376	6,636	7,008			
In-state Tuition	5,524	5,756	6,102	6,408	<input type="checkbox"/>	
Required fees	852	880	906	942	<input type="checkbox"/>	
Tuition + fees total	6,376	6,636	7,008	7,350		
PY tuition + fees total	6,376	6,636	7,008			
Out-of-state Tuition	13,744	14,020	14,442	15,164	<input type="checkbox"/>	
Required fees	852	880	906	942	<input type="checkbox"/>	
	14,596	14,900	15,348	16,106		

Tuition + fees total						
PY tuition + fees total	14,596	14,900	15,348			
Books and supplies	1,002	1,035	1,055	1,054		
On campus:						
Room and board	6,790	6,980	7,140	7,426		
Other expenses	3,218	3,426	3,449	3,046		
Room and board and other expenses	10,008	10,406	10,589	10,472		
Off campus (not with family):						
Room and board	8,236	8,463	8,668	7,426		
Other expenses	3,218	3,426	3,449	3,046		
Room and board and other expenses	11,454	11,889	12,117	10,472		
Off campus (with family):						
Other expenses	3,218	3,426	3,449	3,046		

 You may use the space below to provide context for the data you've reported above. These context notes will be posted on the College Navigator website, and should be written to be understood by students and parents.

Institution: University of Northern Iowa (154095)
User ID: P1540951

Part E - Athletic Association

1. Is this institution a member of a national athletic association?

<input type="radio"/>	No
<input checked="" type="radio"/>	Yes - Check all that apply
<input checked="" type="checkbox"/>	National Collegiate Athletic Association (NCAA)
<input type="checkbox"/>	National Association of Intercollegiate Athletics (NAIA)
<input type="checkbox"/>	National Junior College Athletic Association (NJCAA)
<input type="checkbox"/>	United States Collegiate Athletic Association (USCAA)
<input type="checkbox"/>	National Christian College Athletic Association (NCCAA)
<input type="checkbox"/>	Other

2. If this institution is a member of the NCAA or NAIA, specify the conference FOR EACH SPORT using the pull down menu.

Sport	NCAA or NAIA member		Conference
Football	<input type="radio"/> No	<input checked="" type="radio"/> Yes-Specify	Missouri Valley Conference
Basketball	<input type="radio"/> No	<input checked="" type="radio"/> Yes-Specify	Missouri Valley Conference
Baseball	<input checked="" type="radio"/> No	<input type="radio"/> Yes-Specify	Select One
Cross country and/or track	<input type="radio"/> No	<input checked="" type="radio"/> Yes-Specify	Missouri Valley Conference

Summary**Institutional Characteristics Component Summary
Academic Year Reporters**

IPEDS collects important information regarding your institution. All data reported in IPEDS survey components become available in the IPEDS Data Center and appear as aggregated data in various Department of Education reports. Additionally, some of the reported data appears specifically for your institution through the College Navigator website and is included in your institution's Data Feedback Report (DFR). The purpose of this summary is to provide you an opportunity to view some of the data that, when accepted through the IPEDS quality control process, will appear on the College Navigator website and/or your DFR. College Navigator is updated approximately three months after the data collection period closes and Data Feedback Reports will be available through the ExPT and sent to your institution's CEO in November 2012.

Please review your data for accuracy. If you have questions about the data displayed below after reviewing the data reported on the survey screens, please contact the IPEDS Help Desk at: 1-877-225-2568 or ipedshelp@rti.org.

GENERAL INFORMATION

Mission Statement	http://www.uni.edu/strategicplan/
Are all the programs at your institution offered completely via distance education?	No
Special Learning Opportunities	Distance learning opportunities (e-learning) ROTC (Army) Study abroad Teacher certification (below the postsecondary level)
Student Services	Remedial services Academic/career counseling services Employment services for current students Placement services for program completers On-campus day care for children of students
Credit Accepted	Dual credit (college credit earned while in high school) Advanced placement (AP) credits
Undergraduate students enrolled who are formally registered with office of disability services	3 percent or less

PRICING INFORMATION

Estimated expenses for academic year for full-time, first-time students	2008-09	2009-10	2010-11	2011-12
In-district tuition and fees	\$6,376	\$6,636	\$7,008	\$7,350
In-state tuition and fees	\$6,376	\$6,636	\$7,008	\$7,350
Out-of-state tuition and fees	\$14,596	\$14,900	\$15,348	\$16,106
Books and supplies	\$1,002	\$1,035	\$1,055	\$1,054
On Campus Room and Board	\$6,790	\$6,980	\$7,140	\$7,426
On Campus Other Expenses	\$3,218	\$3,426	\$3,449	\$3,046
Off Campus Room and Board	\$8,236	\$8,463	\$8,668	\$7,426
Off Campus Other Expenses	\$3,218	\$3,426	\$3,449	\$3,046

PRICING INFORMATION

	Off Campus with family Other Expenses	\$3,218	\$3,426	\$3,449	\$3,046
Average undergraduate student tuition and fees for academic year 2011-12		Tuition		Fees	
	In-district		\$6,408		\$942
	In-state		\$6,408		\$942
	Out-of-state		\$15,164		\$942
Average graduate student tuition and fees for academic year 2011-12		Tuition		Fees	
	In-district		\$7,476		\$942
	In-state		\$7,476		\$942
	Out-of-state		\$16,410		\$942
Alternative tuition plans		Tuition payment plan			

ADMISSIONS INFORMATION

Open admission		No		
Undergraduate application fee 2011-12		\$40		
Undergraduate Admissions Fall 2011		Total	Male	Female
	Number of applicants	4,666	1,967	2,699
	Percent admitted	77%	73%	80%
	Percent admitted who enrolled	54%	51%	56%
Admissions Considerations		Required	Recommended	
		Secondary school GPA Secondary school rank Secondary school record Completion of college-preparatory program Admission test scores (SAT/ACT) TOEFL (Test of English as a Foreign language)	N/A	
Test Scores Fall 2011 (enrolled full-time students)		# Submitting Scores	% Submitting Scores	
	SAT	0	0%	
	ACT	1,897	98%	
		25 th Percentile	75 th Percentile	
	SAT Critical Reading	N/A	N/A	
	SAT Math	N/A	N/A	
	SAT Writing	N/A	N/A	
	ACT Composite	21	26	
	ACT English	19	25	
	ACT Math	18	25	
	ACT Writing	N/A	N/A	

Institution: University of Northern Iowa (154095)

User ID: P1540951

Explanation Report

Number	Source	Location	Description	Severity	Accepted
Screen: Part B - Admission Requirements and Services - Selection Process					
1	Row: 19 Col: 2	Screen Entry	The number of enrolled first-time, degree/certificate seeking students that submitted test scores should be greater than or equal to the total number of first-time students enrolled full-time and part-time. Please fix or explain.	Explanation	Yes
Reason:	No SAT test scores were reported.				
2	Row: 33 Col: 2	Screen Entry	You reported the number of students who submitted ACT test scores but you did not enter any percentiles. Please explain or fix.	Explanation	Yes
Reason:	No ACT Writing test scores were reported				
3	Row: 33 Col: 3	Screen Entry	You reported the number of students who submitted ACT test scores but you did not enter any percentiles. Please explain or fix.	Explanation	Yes
Reason:	No ACT Writing test scores were reported.				
Screen: Part B - Estimated Fall Enrollment					
4	Row: 8 Col: 5	Screen Entry	The number you entered, 55, is outside the expected range of within 30% of the number reported in last year's Enrollment. Please fix or explain.	Explanation	Yes
Reason:	This number is correct for full-time and part-time new students, and the number 55 is higher than previous year.				
Screen: Part D - Student Charges Questions					
5	Row: 20 Col: 2	Screen Entry	The number of meals per week reported is greater than the expected maximum of 21. Please explain or fix.	Explanation	Yes
Reason:	The number of meals per week in the maximum meal plan is 25.				