

# University of Northern Iowa Graduate Program Survey 2018-2019

Bailey Holm, Graduate Research Assistant  
Office of Institutional Research & Effectiveness



Photos from Spring 2019 Commencement provided by UNI Facebook Page

# Table of Contents

## **Overview: Graduate College and Degrees Awarded**

UNI Graduate College Staff.....	1
Graduate Degrees Awarded Summer 2018 – Spring 2019.....	2
Demographic Information of Summer 2018 – Spring 2019 Graduates.....	3
Number of Degrees Awarded over 5 Years.....	4
Number of Degrees Awarded over 5 Years (Breakdown by College).....	5

## **Graduate Program Survey**

Methodology & Demographics.....	6
Demographics Continued.....	7
Principal Activity & Location After Graduation.....	8
Activities Students Engaged in at UNI.....	9
Type of Research & Graduate College Events.....	10
Reasons for Going to Graduate School.....	11
Graduate Education Experience.....	12-13
Paying for a Graduate Education at UNI.....	14
Survey Form.....	Appendix A

# UNI Graduate College Staff

Dr. Jennifer J. Waldron, Dean of the Graduate College

Dr. Gabriela Olivares, Associate Dean of the Graduate College

Susie Schwieger, Director of Graduate Student Life

Kathryn Wohlpert, Thesis & Dissertation Reviewer and Digital Publications Coordinator

Lisa Steimel, Secretary IV

Rubina Chowdhury, Secretary III



Photos from Spring 2019 Commencement provided by UNI Facebook Page

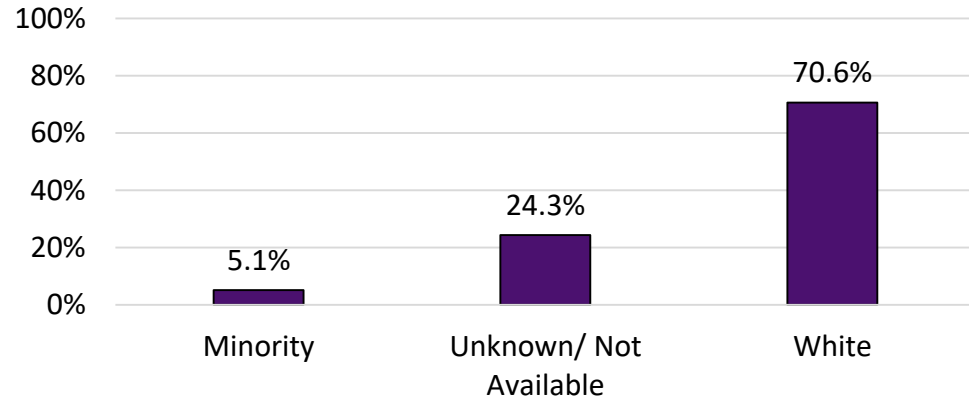
# Graduate Degrees Awarded Summer 2018 – Spring 2019

Program	Degree Count	Program	Degree Count
Accounting	21	Instructional Technology	10
Allied Health, Recreation, & Community Services	5	Leisure, Youth & Human Services	8
Art Education	20	Literacy Education	9
Athletic Training	2	Mathematics: Math Emphasis	1
Biology	3	Music	1
Business Administration	108	Music Education	2
Communication Studies: General Communication	3	Performance: Wind/Percussion/Keyboard/String	7
Communication Studies: Mass Communication	1	Physical Education: Kinesiology & Sport Performance	14
Communication Studies: Organizational Communication	2	Physical Education: Pedagogy	14
Communication Studies: Public Relations	1	Piano Performance & Pedagogy	2
Composition	2	Post-Secondary Education: Student Affairs	22
Counseling: Clinical Mental Hlth	7	Principalship	35
Counseling: School Counseling	12	Psychology: Clinical Science	2
Doctor of Industrial Technology	1	Psychology: Social Psychology	2
Early Childhood Education	12	School Library Studies	10
Educ Psychology: Professional Development for Teachers	4	Science Education	7
Education (Curriculum & Instruction)	6	Social Science	2
Education (Leadership & Special Education)	1	Social Work: 2-Year Trauma Informed Practice	18
Education (Leadership)	5	Social Work: Advanced Social Administration	1
Educational Psychology: Context & Techniques Assessment	9	Social Work: Advanced Trauma Informed Practice	31
Educational Psychology: School Psychology	8	Spanish	1
Elementary Education	15	Special Education	1
English: Creative Writing	2	Special Education: Consultant	3
English: English Studies	1	Special Education: Curriculum/Vocational Programming	1
English: Literature	2	Special Education: Field Specialization	7
Environmental Science	1	Speech-Language Pathology	49
Geography	7	Teacher Leadership International Educators	16
Health Education: Community Health Education	1	Teaching English to Speakers of Other Languages	10
Health Education: Health Promotion/Fitness Management	2	Teaching English Secondary Schools	1
Health Education: School Health Education	1	Technology	7
History	2	TESOL/Spanish	1
History: Public History	2	Women's and Gender Studies	4
<b>Total Degrees Awarded: 568</b>			

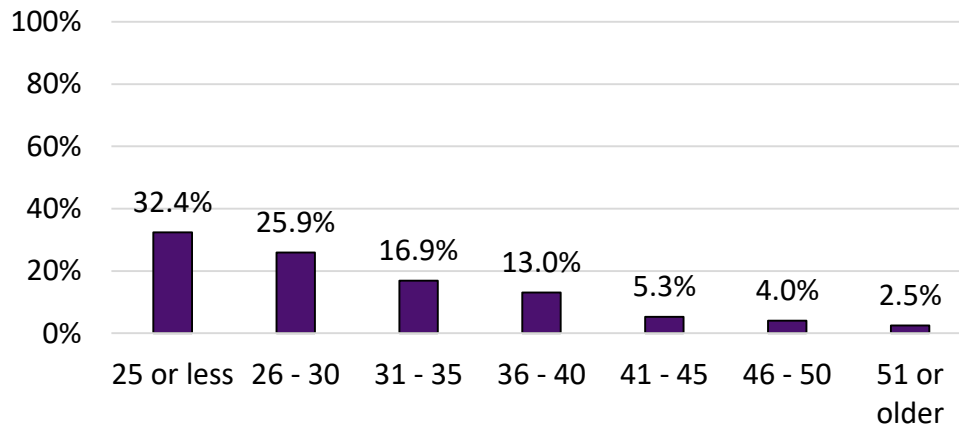
# 2018-2019 Graduates (N = 568)

Graduation Date	
Summer 2018	107 (18.8%)
Fall 2018	150 (26.4%)
Spring 2019	311 (54.8%)
Total	568

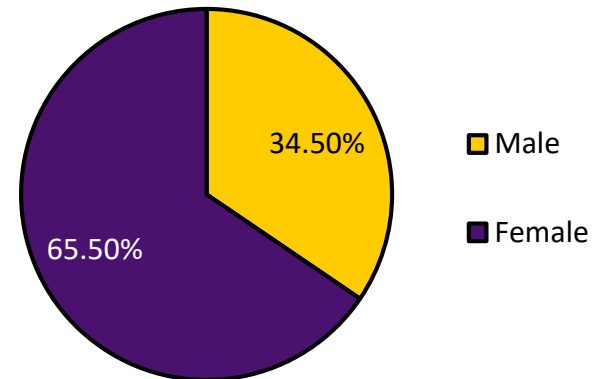
## Graduates by Race Category



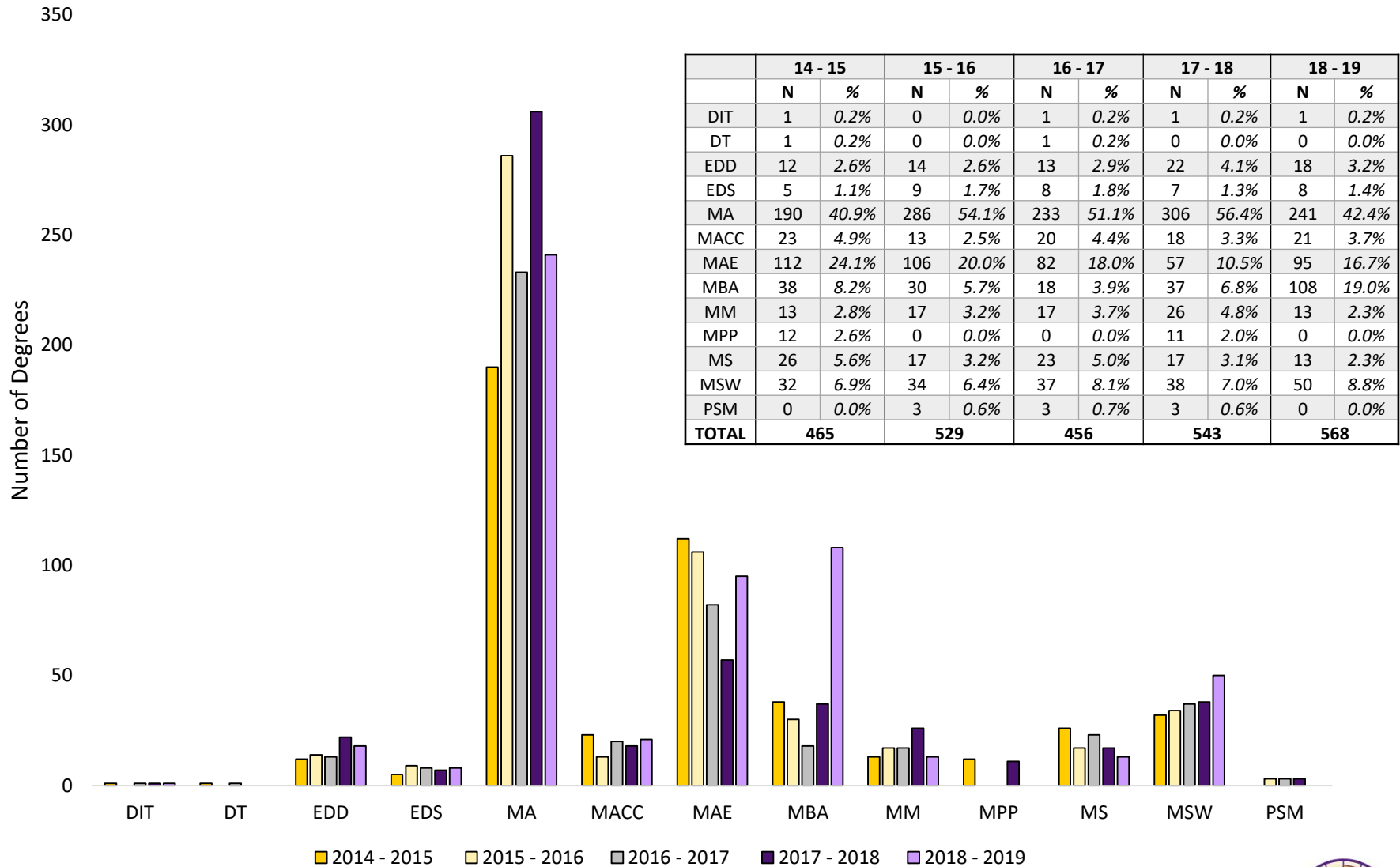
## Graduates by Age Category



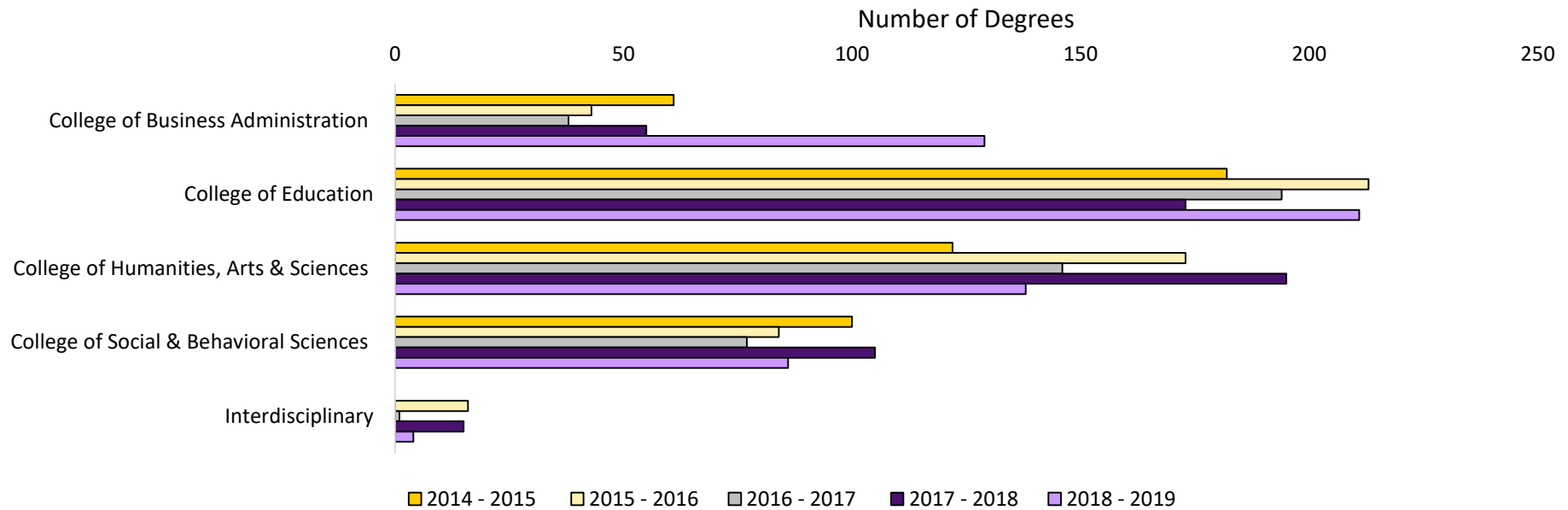
## Graduates by Gender



# Degrees Awarded over 5 Years



# Degrees Awarded over 5 Years - Breakdown by College



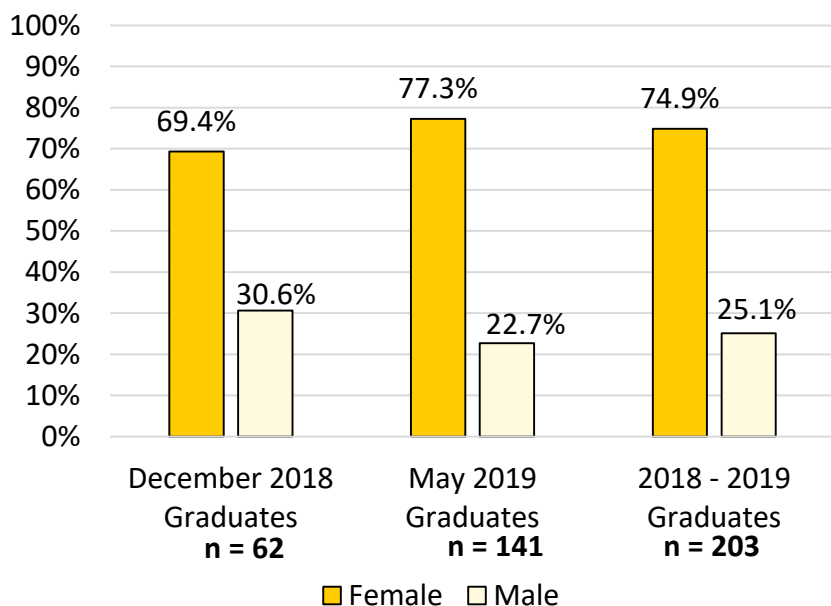
	14 - 15		15 - 16		16 - 17		17 - 18		18 - 19	
	N	%	N	%	N	%	N	%	N	%
College of Business Administration (CBA)	61	13.1%	43	8.1%	38	8.3%	55	10.1%	129	22.7%
College of Education (COE)	182	39.1%	213	40.3%	194	42.5%	173	31.9%	211	37.2%
College of Humanities, Arts & Sciences (CHAS)	122	26.2%	173	32.7%	146	32.0%	195	35.9%	138	24.3%
College of Social & Behavioral Sciences (CSBS)	100	21.5%	84	15.9%	77	16.9%	105	19.3%	86	15.1%
Interdisciplinary	0	0.0%	16	3.0%	1	0.2%	15	2.8%	4	0.7%
<b>TOTAL</b>	<b>465</b>		<b>529</b>		<b>456</b>		<b>543</b>		<b>568</b>	

# Graduate Program Survey – Survey Methodology & Demographics

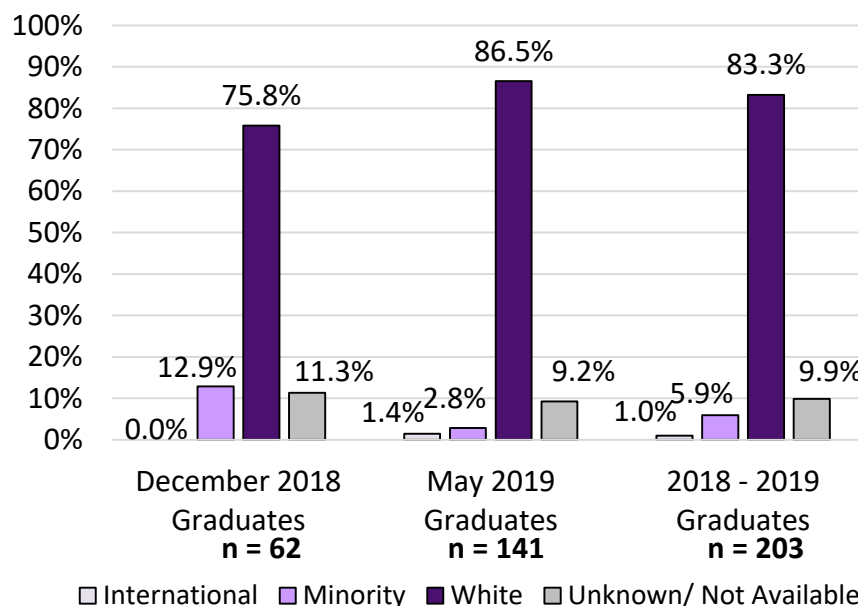
In 2018-2019, the Graduate Program Survey was administered by the University of Northern Iowa's Office of Institutional Research & Effectiveness using the online survey tool, Qualtrics. The purpose of the study was to gain feedback about the educational experiences of UNI graduates. The survey results help the university provide a better graduate experience for future students.

The survey was e-mailed to all graduate students who were eligible to graduate in Fall 2018, Spring 2019, or Summer 2019. These students received an email invitation to complete the survey starting approximately one month prior to graduation, along with several e-mail reminders. In December 2018, 118 students were eligible for graduation with 62 students (52.5%) completing the survey. In May 2019, 302 students were eligible for graduation (this includes both spring and summer graduates) with 141 students (46.7%) completing the survey. Overall, 203 students completed the survey with a 48.3% response rate.

## Breakdown by Gender

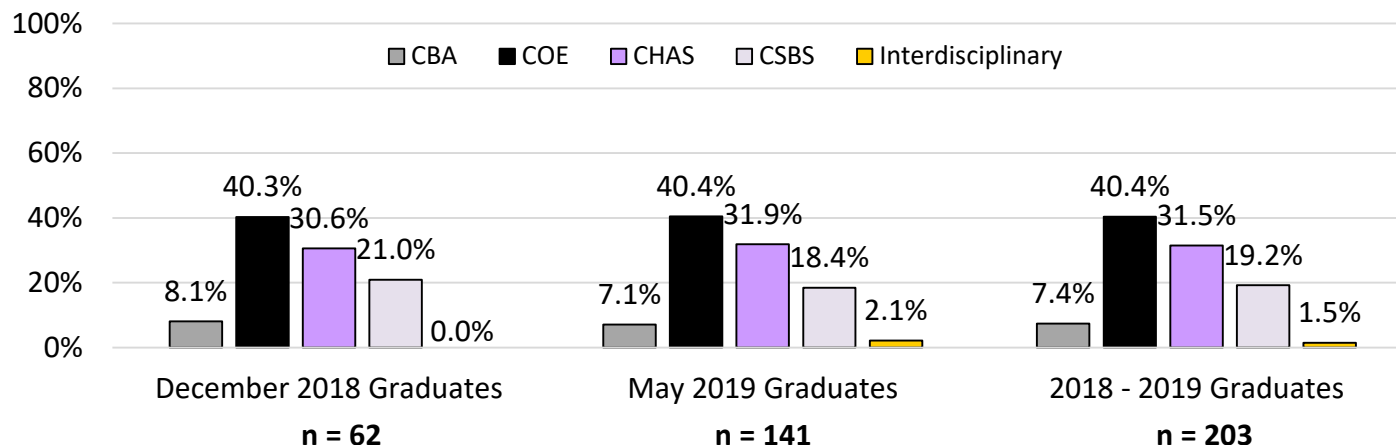


## Breakdown by Race

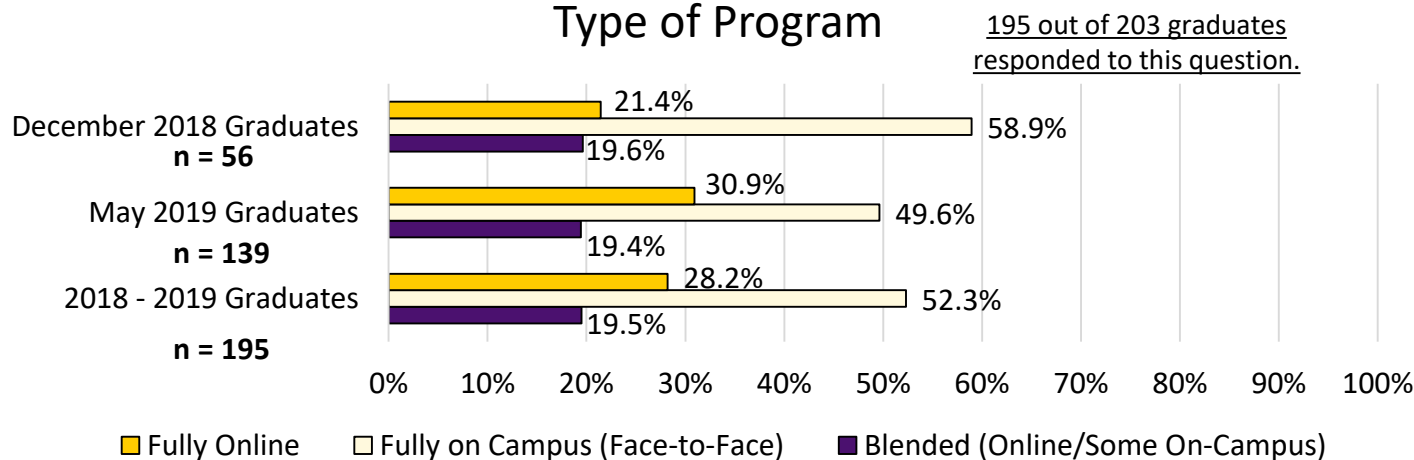


# Graduate Program Survey – Demographics Continued

## Breakdown by College

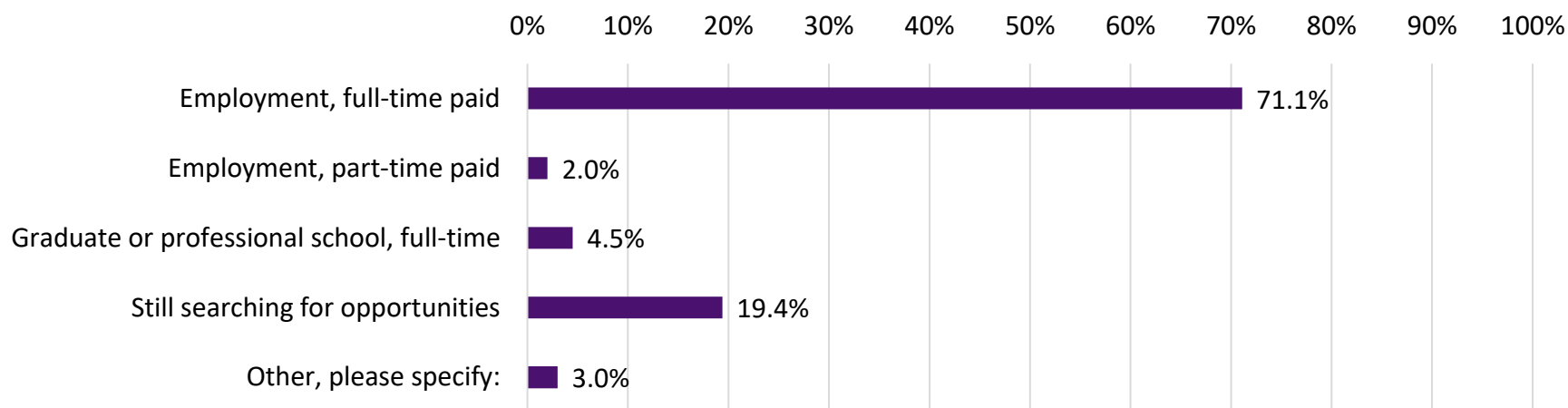


## Type of Program

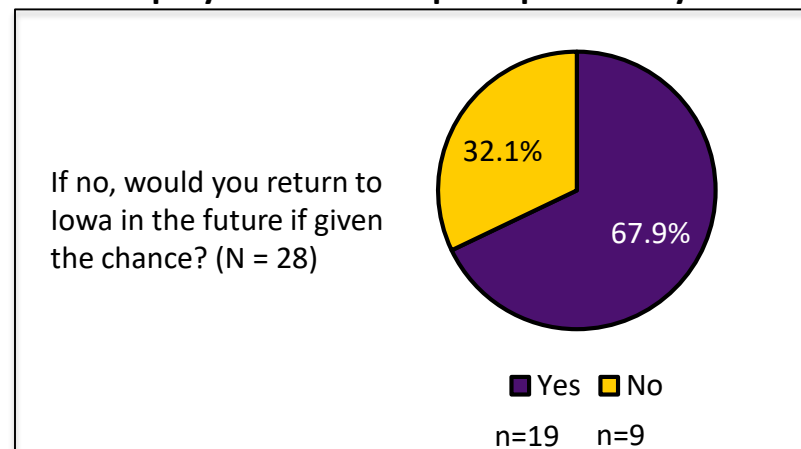
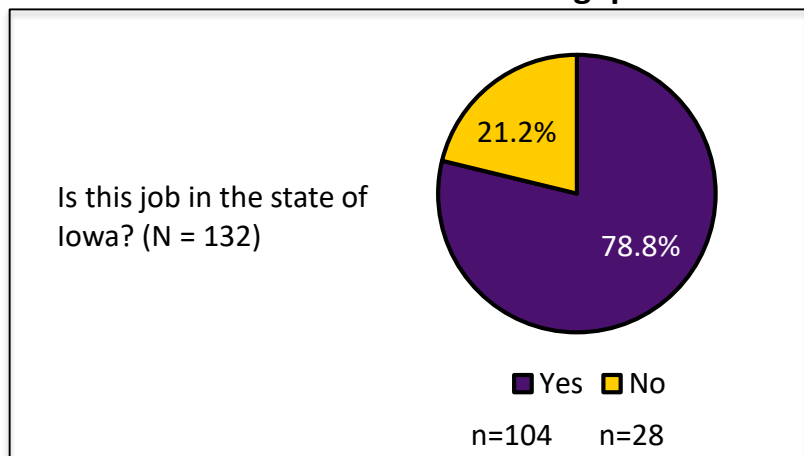


# Graduate Program Survey – Principal Activity & Location After Graduation

**What is most likely to be your PRINCIPAL activity upon graduation from UNI? (N = 201)**



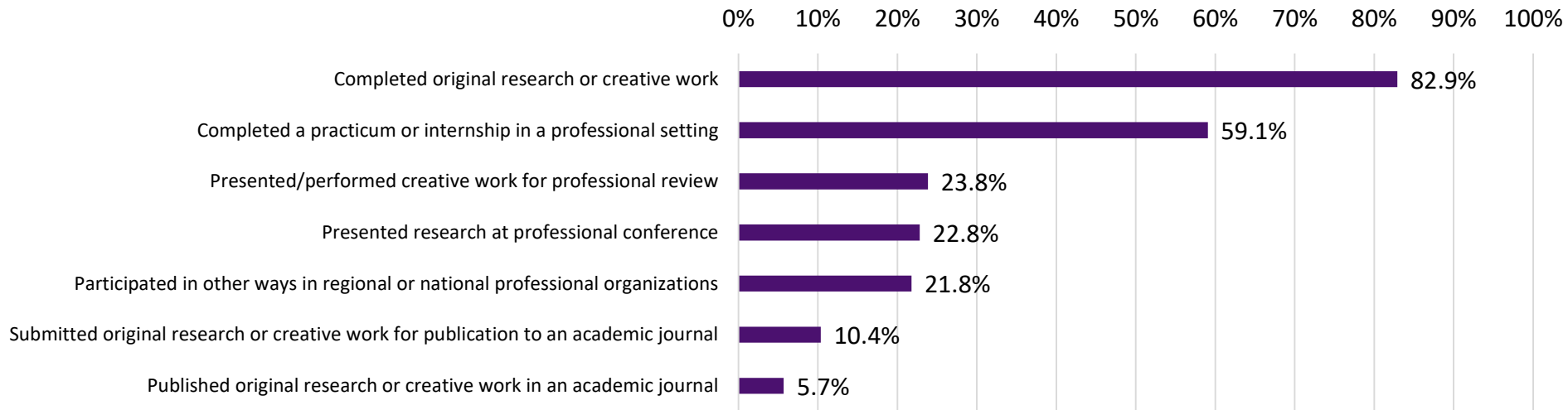
**Students were asked the following questions if they indicated employment as their principal activity:**



# Graduate Program Survey – Activities Students Engaged in at UNI

Please mark each of the following activities that you participated in during your graduate education at UNI.

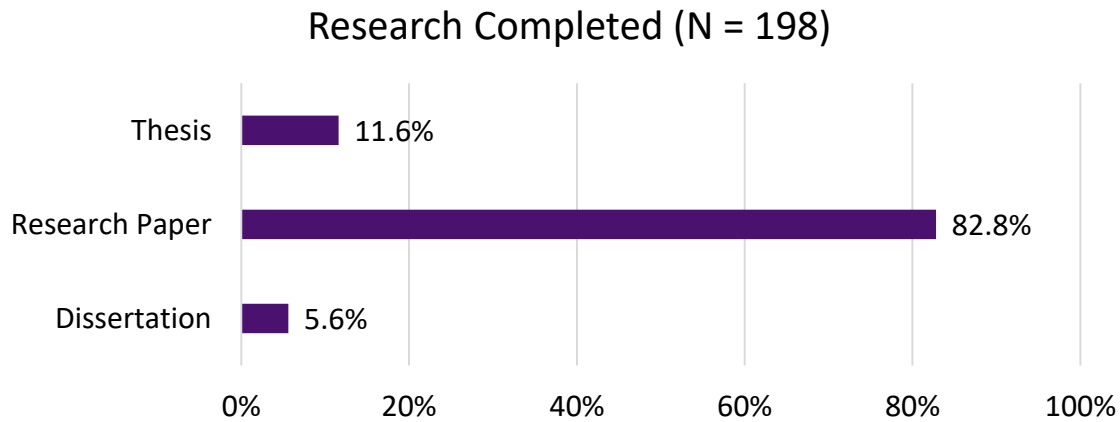
(N = 193)



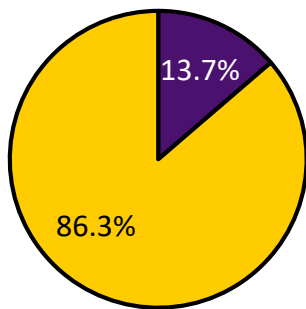
	n	%
Completed original research or creative work	160	82.9%
Completed a practicum or internship in a professional setting	114	59.1%
Presented/performed creative work for professional review	46	23.8%
Presented research at professional conference	44	22.8%
Participated in other ways in regional or national professional organizations	42	21.8%
Submitted original research or creative work for publication to an academic journal	20	10.4%
Published original research or creative work in an academic journal	11	5.7%

Note: Participants could select more than one answer. Percentages are out of 193.

# Graduate Program Survey – Type of Research & Graduate College Events

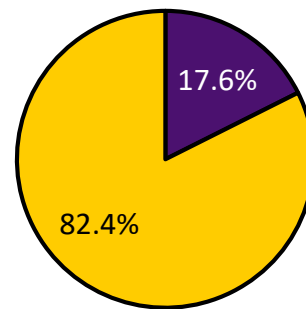


Participated in Annual Graduate Student Symposium (N = 204)



■ Yes ■ No

Participated in Professional Development Workshops hosted by Graduate College (N = 204)



■ Yes ■ No

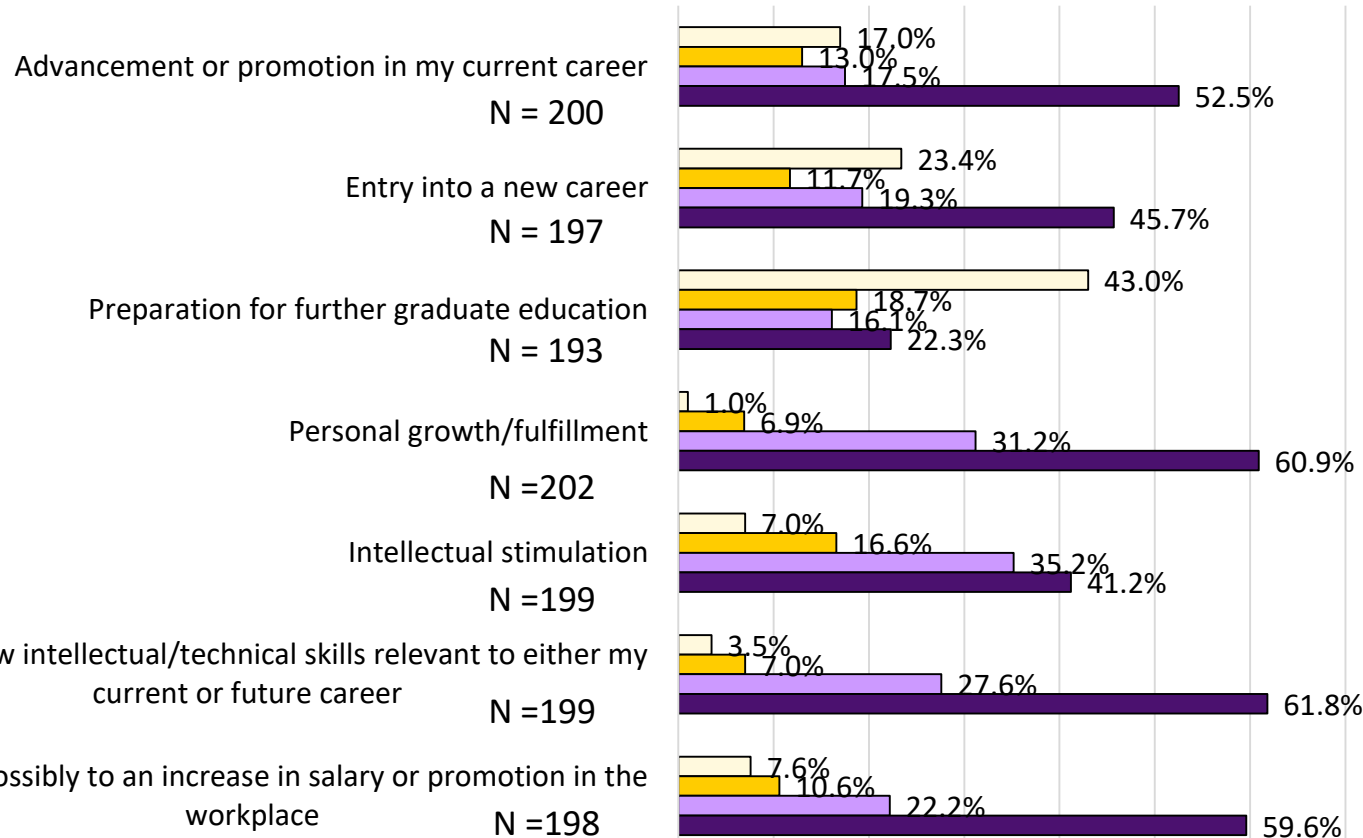


# Graduate Program Survey – Reasons for Going to Graduate School

Below are some reasons for going to graduate school.  
Select the reason why you decided to attend UNI for your graduate education.

0% 10% 20% 30% 40% 50% 60% 70% 80% 90% 100%

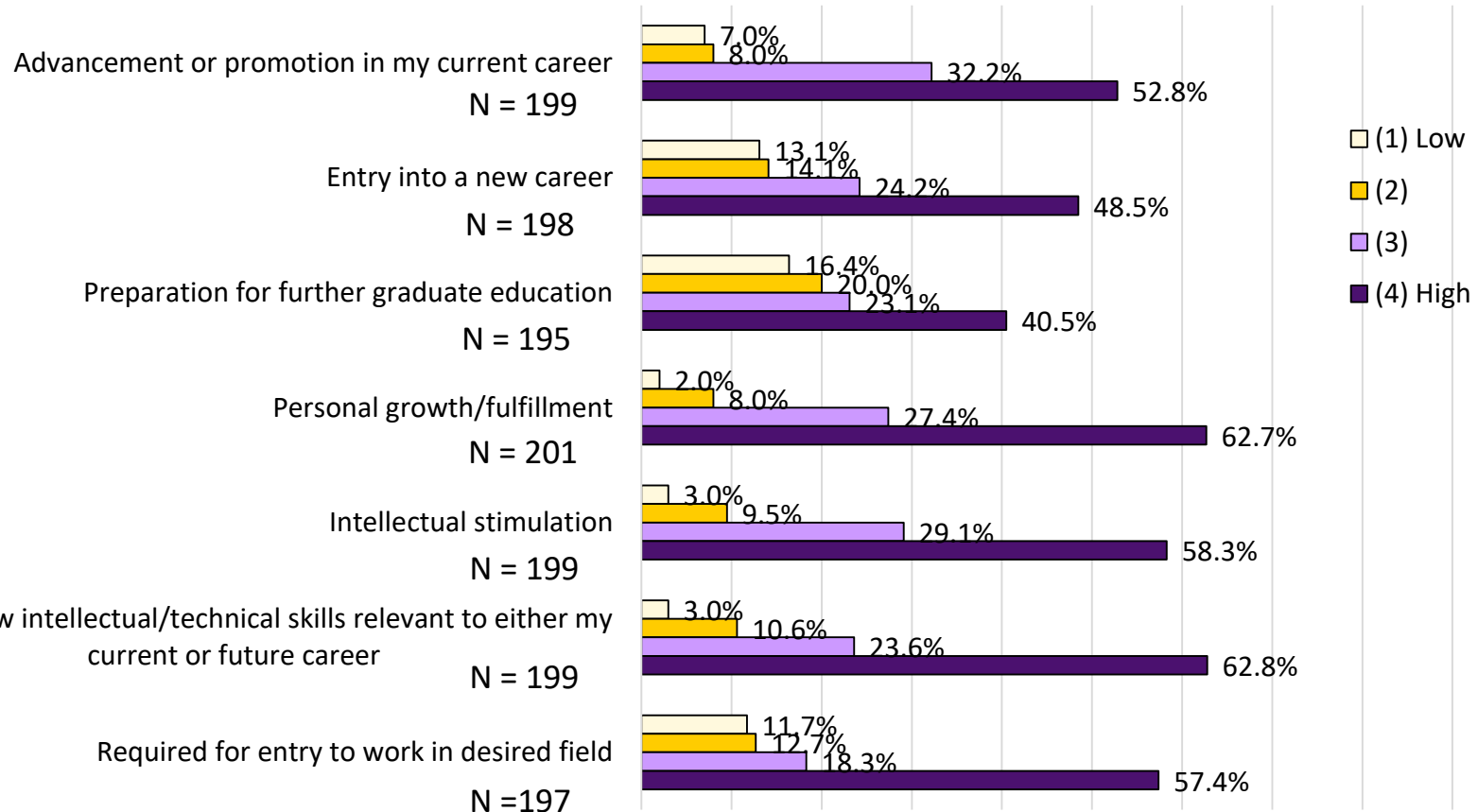
(1) Low  
(2)  
(3)  
(4) High



# Graduate Program Survey – Graduate Education Experience

Please indicate your level of confidence that your graduate experience at UNI will help you achieve the following goals.

0% 10% 20% 30% 40% 50% 60% 70% 80% 90% 100%



# Graduate Program Survey – Graduate Education Experience

Please indicate the extent to which you agree or disagree with the following statements:

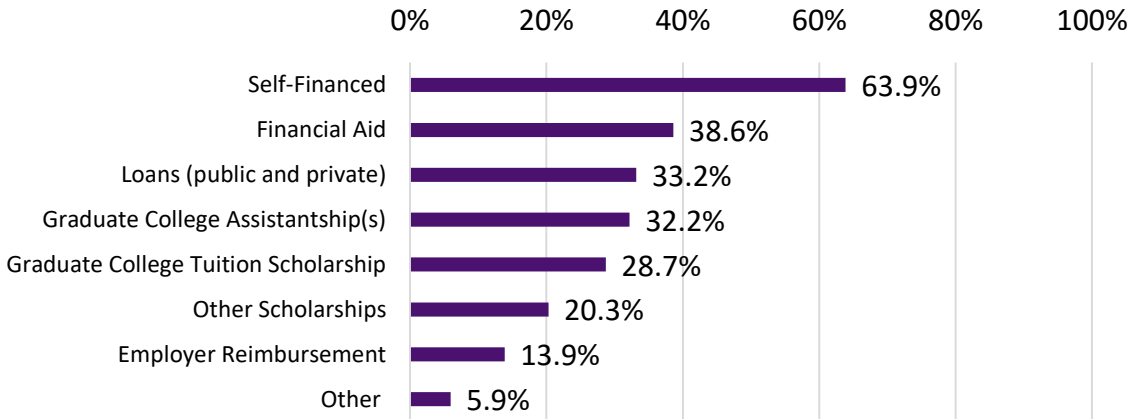
		(4)		(3)		(2)		(1)				
		Strongly Agree		Agree		Disagree		Strongly Disagree		Not Sure		Mean*
	N	n	%	n	%	n	%	n	%	n	%	
Most of the graduate courses I took at UNI were intellectually demanding.	202	91	45.0%	96	47.5%	11	5.4%	4	2.0%	0	0.0%	3.36
Most of my graduate instructors were intellectually stimulating.	202	97	48.0%	86	42.6%	16	7.9%	2	1.0%	1	0.5%	3.38
My graduate learning experience was cumulative over a series of courses in my program.	201	102	50.7%	83	41.3%	7	3.5%	3	1.5%	6	3.0%	3.46
The overall quality of graduate teaching at UNI is excellent.	201	91	45.3%	79	39.3%	18	9.0%	6	3.0%	7	3.5%	3.31
The faculty in my graduate program were committed to advancing student learning.	202	106	52.5%	79	39.1%	11	5.4%	3	1.5%	3	1.5%	3.45
At least one graduate faculty member showed an active interest in my educational/career goals.	202	133	65.8%	55	27.2%	8	4.0%	1	0.5%	5	2.5%	3.62
Most of my courses in my graduate program were readily available when I wanted to take them.	202	112	55.4%	53	26.2%	18	8.9%	10	5.0%	9	4.5%	3.38
The UNI community encourages the examination of diverse and controversial ideas in its graduate programs.	202	88	43.6%	83	41.1%	19	9.4%	4	2.0%	8	4.0%	3.31
Because of my experiences at UNI, I intend to be engaged more in my community after graduation.	202	64	31.7%	85	42.1%	28	13.9%	8	4.0%	17	8.4%	3.11
I believe I have received a high quality graduate education from UNI.	201	102	50.7%	76	37.8%	16	8.0%	2	1.0%	5	2.5%	3.42
I experienced a strong sense of community with other students in the program.	200	89	44.5%	88	44.0%	19	9.5%	1	0.5%	3	1.5%	3.35
While at UNI, I connected with graduate students outside of my major program.	202	30	14.9%	38	18.8%	56	27.7%	72	35.6%	6	3.0%	2.13
I would recommend my graduate program to a prospective graduate student.	202	110	54.5%	58	28.7%	20	9.9%	6	3.0%	8	4.0%	3.40

\*"Not Sure" is not included in the mean score.

# Graduate Program Survey – Paying for a Graduate Education at UNI

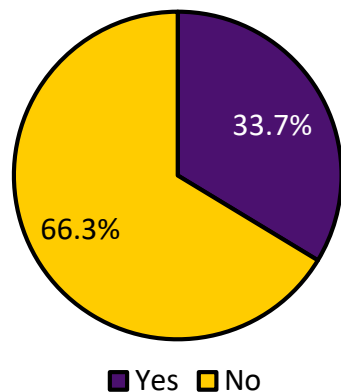
How did you finance your graduate education? (N = 202)

Note: participants could select more than one answer. Percentages are out of 202.

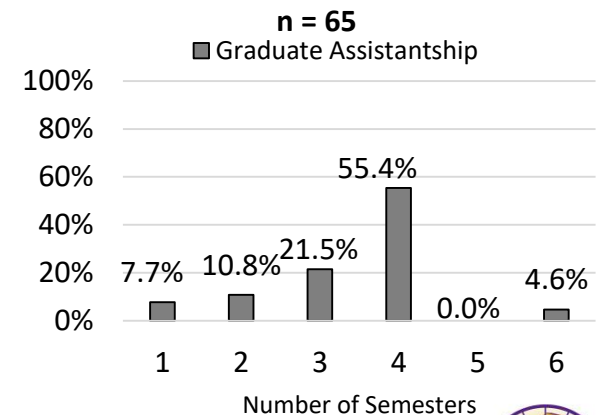
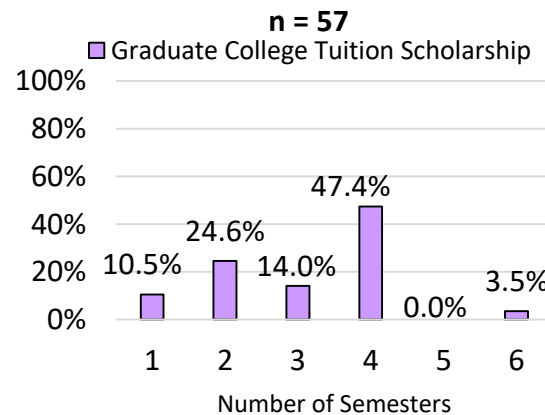


	n	%
Self-Financed	129	63.9%
Financial Aid	78	38.6%
Loans (public and private)	67	33.2%
Graduate College Assistantship(s)	65	32.2%
Graduate College Tuition Scholarship	58	28.7%
Other Scholarships	41	20.3%
Employer Reimbursement	28	13.9%
Other	12	5.9%

Did you receive a Graduate Assistantship? (N = 202)



How many semesters were you awarded the following:



# Appendix A

**UNI Graduate College - End of Program Survey**

**CONGRATULATIONS** on your graduation! Thank you for completing this survey. Your responses will be used for graduate program improvement and will not be linked in any way to your records. Individual responses to this survey will be confidential. Survey findings will be reported in aggregate only.

**Background Information****Student Information**

Student Name

Student ID

**Types of program you were in:**

Fully On-Campus (Face-to-Face)

Fully Online

Blended (Online/Some On-Campus)

**Name of program:****Which of the following did you complete?**

Thesis

Dissertation

Research Paper

Please mark each of the following activities that you participated in during your graduate education at UNI.

Completed original research or creative work

Submitted original research or creative work for publication to an academic journal

Published original research or creative work in an academic journal

Presented/performed creative work for professional review (recital, reading, etc.)

Presented research at professional conference

Participated in other ways in regional or national professional organizations (leadership positions, membership, etc.)

Completed a practicum or internship in a professional setting

Did you participate in the Annual Graduate Student Symposium?

Yes

No

Did you participate in any Professional Development Workshops hosted by the Graduate College?

Yes

No

Below are some reasons for going to graduate school. Select the reason why you decided to attend UNI for your graduate education.

	(Low) 1	2	3	4 (High)
Advancement or promotion in my current career	<input type="radio"/>	<input type="radio"/>	<input type="radio"/>	<input type="radio"/>
Entry into a new career	<input type="radio"/>	<input type="radio"/>	<input type="radio"/>	<input type="radio"/>
Preparation for further graduate education	<input type="radio"/>	<input type="radio"/>	<input type="radio"/>	<input type="radio"/>
Personal growth/fulfillment	<input type="radio"/>	<input type="radio"/>	<input type="radio"/>	<input type="radio"/>
Intellectual stimulation	<input type="radio"/>	<input type="radio"/>	<input type="radio"/>	<input type="radio"/>
To learn new intellectual/technical skills relevant to either my current or future career	<input type="radio"/>	<input type="radio"/>	<input type="radio"/>	<input type="radio"/>
Can lead possibly to an increase in salary or promotion in the workplace	<input type="radio"/>	<input type="radio"/>	<input type="radio"/>	<input type="radio"/>

Please indicate your level of confidence that your graduate experience at UNI will help you achieve the following goals:

	(Low) 1	2	3	4 (High)
Advancement or promotion in my current career	<input type="radio"/>	<input type="radio"/>	<input type="radio"/>	<input type="radio"/>
Entry into a new career	<input type="radio"/>	<input type="radio"/>	<input type="radio"/>	<input type="radio"/>
Preparation for further graduate education	<input type="radio"/>	<input type="radio"/>	<input type="radio"/>	<input type="radio"/>
Personal growth/fulfillment	<input type="radio"/>	<input type="radio"/>	<input type="radio"/>	<input type="radio"/>
Intellectual stimulation	<input type="radio"/>	<input type="radio"/>	<input type="radio"/>	<input type="radio"/>
To learn new intellectual/technical skills relevant to either my current or future career	<input type="radio"/>	<input type="radio"/>	<input type="radio"/>	<input type="radio"/>
Required for entry to work in desired field	<input type="radio"/>	<input type="radio"/>	<input type="radio"/>	<input type="radio"/>

Please indicate the extent to which you agree or disagree with the following statements

	Strongly Disagree	Disagree	Agree	Strongly Agree	Not Sure
Most of the graduate courses I took at UNI were intellectually demanding	<input type="radio"/>	<input type="radio"/>	<input type="radio"/>	<input type="radio"/>	<input type="radio"/>
Most of my graduate instructors were intellectually stimulating	<input type="radio"/>	<input type="radio"/>	<input type="radio"/>	<input type="radio"/>	<input type="radio"/>
My graduate learning experience was cumulative over a series of courses in my program	<input type="radio"/>	<input type="radio"/>	<input type="radio"/>	<input type="radio"/>	<input type="radio"/>
The overall quality of graduate teaching at UNI is excellent	<input type="radio"/>	<input type="radio"/>	<input type="radio"/>	<input type="radio"/>	<input type="radio"/>
The faculty in my graduate program were committed to advancing student learning	<input type="radio"/>	<input type="radio"/>	<input type="radio"/>	<input type="radio"/>	<input type="radio"/>
At least one graduate faculty member showed an active interest in my educational/career goals	<input type="radio"/>	<input type="radio"/>	<input type="radio"/>	<input type="radio"/>	<input type="radio"/>
Most of my courses in my graduate program were readily available when I wanted to take them	<input type="radio"/>	<input type="radio"/>	<input type="radio"/>	<input type="radio"/>	<input type="radio"/>
The UNI community encourages the examination of diverse and controversial ideas in its graduate programs	<input type="radio"/>	<input type="radio"/>	<input type="radio"/>	<input type="radio"/>	<input type="radio"/>
Because of my experiences at UNI, I intend to be engaged more in my community after graduation.	<input type="radio"/>	<input type="radio"/>	<input type="radio"/>	<input type="radio"/>	<input type="radio"/>
I believe I have received a high quality graduate education from UNI	<input type="radio"/>	<input type="radio"/>	<input type="radio"/>	<input type="radio"/>	<input type="radio"/>
I experienced a strong sense of community with other students in the program	<input type="radio"/>	<input type="radio"/>	<input type="radio"/>	<input type="radio"/>	<input type="radio"/>
While at UNI, I connected with graduate students outside of my major program.	<input type="radio"/>	<input type="radio"/>	<input type="radio"/>	<input type="radio"/>	<input type="radio"/>
I would recommend my graduate program to a prospective graduate student	<input type="radio"/>	<input type="radio"/>	<input type="radio"/>	<input type="radio"/>	<input type="radio"/>

Did you receive a graduate assistantship award?

Yes

No

If yes, how did the assistantship contribute to your graduate educational experiences with regard to professional development?

How did you finance your graduate education?

Please select all that apply:

Financial Aid

Self-Financed

Employer Reimbursement

Loans (public and private)


Graduate College Tuition Scholarship

Graduate College Assistantship(s)


Other Scholarships

Other (please specify)

How many semesters were you awarded a Graduate College Tuition Scholarship?



How many semester were you awarded a Graduate College Assistantship?



### Plans following Graduation

What is MOST LIKELY to be your PRINCIPAL activity upon graduation from UNI?

Still searching for opportunities

Employment, full-time paid

Employment, part-time paid

Graduate or professional school, full-time

Graduate or professional school, part-time

Additional undergraduate coursework

Military service

Volunteer activity

Other, please specify:

### Employment Information

Job Title:	<input type="text"/>
Name of Employing Organization:	<input type="text"/>
City:	<input type="text"/>
State:	<input type="text"/>
Start Date:	<input type="text"/>

### Annual Salary Range (\$)

<input type="radio"/> Under \$30,000
<input type="radio"/> \$30,000 - \$50,000
<input type="radio"/> \$50,000 - \$75,000
<input type="radio"/> \$75,000 - \$100,000
<input type="radio"/> Over \$100,000

### Is this job in the state of Iowa?

<input type="radio"/> Yes
<input type="radio"/> No

### Would you return to Iowa in the future if given the chance?

<input type="radio"/> Yes
<input type="radio"/> No

### Plans for Further Education

What are your continuing education plans?

Accepted to another graduate/professional program

Currently applying to programs, not yet accepted

Which best describes your educational status?

Full-time

Part-time

Please provide the following:

Institution Name:

City:

State:

Degree Program:

Start Date:

Degree Level Sought:

#### Additional Information

Please list the name(s) of any faculty members who have had a positive influence on your development as a graduate student at UNI.

Please list the name(s) of any staff members who have had a positive influence on your development as a graduate student at UNI.

---

**NOTE:** By clicking the arrow right, you will be completed with the survey. You are allowed to go back and change any answers before you submit, but after clicking the arrow right, you will have submitted this survey.

<<

>>

We thank you for your time spent taking this survey.  
Your response has been recorded.